

SUMMARY OF APPROPRIATIONS, ALLOTMENTS, OBLIGATIONS AND BALANCES BY OBJECT OF EXPENDITURES
As of the Quarter Ending June 30, 2017

Department: State Universities and Colleges (SUCs)
Agency: Southern Luzon State University
Operating Unit: N/A
Organization Code (UACS): 080410000000
Fund Cluster: 01 - Regular Agency Fund


Authorization: 01 - Current Year Appropriations
Report Status: SUBMITTED

Table with columns: Particulars, UACS CODE, Appropriation, Allotments, Current Year Obligations, Current Year Disbursements, Balances. Includes rows for Agency Specific Budget, Personnel Services, Salaries and Wages, and various allowances.

Particulars	UACB CODE	Appropriation			Allotments			Current Year Obligations				Current Year Disbursements				Balances									
		Authorized Appropriation	Adjustments (Transfer To/From, Realignment)	Adjusted Appropriation	Allotments Received	Adjustments (Withdrawal, Realignment)	Transfer To	Transfer From	Adjusted Total Allotments	1st Quarter Ending March 31	2nd Quarter Ending June 30	3rd Quarter Ending Sept. 30	4th Quarter Ending Dec. 31	Total	1st Quarter Ending March 31	2nd Quarter Ending June 30	3rd Quarter Ending Sept. 30	4th Quarter Ending Dec. 31	Total	Unreleased Appropriations	Unobligated Allotment	Unpaid Obligations (18.25) = (23+24)	Not Yet Due and Demandable		
1	2	3	4	5(3+4)	6	7	8	9	10(8+9)	11	12	13	14	15(11+12+13+14)	16	17	18	19	20(16+17+18+19)	21=(5-16)	22=(4-15)	23	24		
First Aid and Lubricants Expenses	602030000	374,000.00		374,000.00	374,000.00				374,000.00	158,564.08	214,922.58			371,487.54	156,664.06	214,922.58			371,487.54					2,612.46	
Agricultural and Marine Supplies Expenses	602031000	2,000.00		2,000.00	2,000.00				2,000.00															2,000.00	
Agricultural and Marine Supplies Expenses	602031000	2,000.00		2,000.00	2,000.00				2,000.00															2,000.00	
Textbooks and Instructional Materials Expenses	602031100	3,045,000.00		3,045,000.00	3,045,000.00				3,045,000.00	42,015.00	491,580.00			533,595.00	42,015.00	491,580.00			533,595.00					2,511,405.00	
Textbooks and Instructional Materials Expenses	602031100	3,045,000.00		3,045,000.00	3,045,000.00				3,045,000.00	42,015.00	491,580.00			533,595.00	42,015.00	491,580.00			533,595.00					2,511,405.00	
Other Supplies and Materials Expenses	602030000	4,651,000.00		4,651,000.00	4,651,000.00				4,651,000.00	1,018,790.03	1,814,386.70			2,831,176.72	1,018,790.93	1,814,386.70			2,831,176.72					1,818,820.20	
Other Supplies and Materials Expenses	602030000	4,651,000.00		4,651,000.00	4,651,000.00				4,651,000.00	1,018,790.03	1,814,386.70			2,831,176.72	1,018,790.93	1,814,386.70			2,831,176.72					1,818,820.20	
Utility Expenses	602040000	8,270,000.00		8,270,000.00	8,270,000.00				8,270,000.00	1,164,941.45	1,591,681.00			2,756,622.30	1,164,941.45	1,591,681.00			2,756,622.30					3,513,076.65	324,740.01
Water Expenses	602040100	277,000.00		277,000.00	277,000.00				277,000.00	44,305.30	55,628.10			99,933.40	44,305.30	55,628.10			99,933.40					177,068.60	
Water Expenses	602040100	277,000.00		277,000.00	277,000.00				277,000.00	44,305.30	55,628.10			99,933.40	44,305.30	55,628.10			99,933.40					177,068.60	
Electricity Expenses	602040200	5,993,000.00		5,993,000.00	5,993,000.00				5,993,000.00	1,120,636.15	1,535,353.80			2,656,989.95	1,120,636.15	1,535,353.80			2,656,989.95					3,336,010.05	324,740.01
Electricity Expenses	602040200	5,993,000.00		5,993,000.00	5,993,000.00				5,993,000.00	1,120,636.15	1,535,353.80			2,656,989.95	1,120,636.15	1,535,353.80			2,656,989.95					3,336,010.05	324,740.01
Communication Expenses	602050000	1,545,000.00		1,545,000.00	1,545,000.00				1,545,000.00	1,167,161.53	150,269.85			1,317,431.38	1,045,258.16	201,688.42			1,317,431.38					207,553.42	
Postage and Courier Services	602050100	10,000.00		10,000.00	10,000.00				10,000.00	1,570.00	4,273.00			5,843.00	1,570.00	4,273.00			5,843.00					4,157.00	
Postage and Courier Services	602050100	10,000.00		10,000.00	10,000.00				10,000.00	1,570.00	4,273.00			5,843.00	1,570.00	4,273.00			5,843.00					4,157.00	
Telephone Expenses	602050200	448,000.00		448,000.00	448,000.00				448,000.00	107,774.53	107,467.85			215,242.38	152,893.60	122,377.08			215,242.38					230,728.42	
Telephone Expenses	602050200	448,000.00		448,000.00	448,000.00				448,000.00	107,774.53	107,467.85			215,242.38	152,893.60	122,377.08			215,242.38					230,728.42	
Molds	602050201	119,000.00		119,000.00	119,000.00				119,000.00	57,102.80	43,973.01			101,075.81	42,221.87	58,853.97			101,075.81					17,224.18	
Molds	602050201	119,000.00		119,000.00	119,000.00				119,000.00	57,102.80	43,973.01			101,075.81	42,221.87	58,853.97			101,075.81					17,224.18	
Landline	602050202	327,000.00		327,000.00	327,000.00				327,000.00	60,671.73	63,524.01			114,195.74	60,671.73	63,524.01			114,195.74					212,804.20	
Landline	602050202	327,000.00		327,000.00	327,000.00				327,000.00	60,671.73	63,524.01			114,195.74	60,671.73	63,524.01			114,195.74					212,804.20	
Internet Subscription Expenses	602050300	1,073,000.00		1,073,000.00	1,073,000.00				1,073,000.00	34,849.60	34,849.60			1,107,849.60	846,872.56	160,976.44			1,107,849.60					34,849.60	
Internet Subscription Expenses	602050300	1,073,000.00		1,073,000.00	1,073,000.00				1,073,000.00	34,849.60	34,849.60			1,107,849.60	846,872.56	160,976.44			1,107,849.60					34,849.60	
Cable, Satellite, Telegraph and Radio Expenses	602050400	18,000.00		18,000.00	18,000.00				18,000.00	4,817.00	3,687.00			8,484.00	4,422.00	4,062.00			8,484.00					7,516.00	
Cable, Satellite, Telegraph and Radio Expenses	602050400	18,000.00		18,000.00	18,000.00				18,000.00	4,817.00	3,687.00			8,484.00	4,422.00	4,062.00			8,484.00					7,516.00	
Survey, Research, Exploration and Development Expenses	602070000	1,400,000.00		1,400,000.00	1,400,000.00				1,400,000.00	68,377.60	127,730.00			94,107.60	12,104.00	192,003.60			94,107.60					1,205,892.50	
Survey, Research, Exploration and Development Expenses	602070000	1,400,000.00		1,400,000.00	1,400,000.00				1,400,000.00	68,377.60	127,730.00			94,107.60	12,104.00	192,003.60			94,107.60					1,205,892.50	
Research, Exploration and Development Expenses	602070200	1,400,000.00		1,400,000.00	1,400,000.00				1,400,000.00	68,377.60	127,730.00			94,107.60	12,104.00	192,003.60			94,107.60					1,205,892.50	
Research, Exploration and Development Expenses	602070200	1,400,000.00		1,400,000.00	1,400,000.00				1,400,000.00	68,377.60	127,730.00			94,107.60	12,104.00	192,003.60			94,107.60					1,205,892.50	
Confidential, Intelligence and Extraordinary Expenses	602100000	174,000.00		174,000.00	174,000.00				174,000.00															174,000.00	
Confidential, Intelligence and Extraordinary Expenses	602100000	174,000.00		174,000.00	174,000.00				174,000.00															174,000.00	
Extraordinary and Miscellaneous Expenses	602100300	174,000.00		174,000.00	174,000.00				174,000.00															174,000.00	
Extraordinary and Miscellaneous Expenses	602100300	174,000.00		174,000.00	174,000.00				174,000.00															174,000.00	
Professional Services	602110000	8,853,000.00		8,853,000.00	8,853,000.00				8,853,000.00	2,039,155.39	1,850,622.63			3,899,777.93	2,039,155.39	1,850,622.63			3,899,777.93					5,054,222.07	
Legal Services	602110100										66,620.00			66,620.00					66,620.00					(66,620.00)	
Legal Services	602110100										66,620.00			66,620.00					66,620.00					(66,620.00)	
Other Professional Services	602110900	8,853,000.00		8,853,000.00	8,853,000.00				8,853,000.00	2,039,155.39	1,774,002.63			3,812,157.93	2,039,155.39	1,774,002.63			3,812,157.93					5,140,842.07	
Other Professional Services	602110900	8,853,000.00		8,853,000.00	8,853,000.00				8,853,000.00	2,039,155.39	1,774,002.63			3,812,157.93	2,039,155.39	1,774,002.63			3,812,157.93					5,140,842.07	
General Services	602120000	3,907,000.00		3,907,000.00	3,907,000.00				3,907,000.00	1,964,084.23	1,139,676.63			3,063,770.86	2,025,637.32	1,088,233.07			3,063,770.86					813,229.11	
Janitorial Services	602120200	2,308,000.00		2,308,000.00	2,308,000.00				2,308,000.00	977,656.07	807,338.18			1,885,194.85	1,049,290.76	835,885.08			1,885,194.85					422,695.15	
Janitorial Services	602120200	2,308,000.00		2,308,000.00	2,308,000.00				2,308,000.00	977,656.07	807,338.18			1,885,194.85	1,049,290.76	835,885.08			1,885,194.85					422,695.15	
Security Services	602120300	1,599,000.00		1,599,000.00	1,599,000.00				1,599,000.00	976,237.68	232,338.48			1,208,576.04	976,237.68	232,338.48			1,208,576.04					300,423.96	
Security Services	602120300	1,599,000.00		1,599,000.00	1,599,000.00				1,599,000.00	976,237.68	232,338.48			1,208,576.04	976,237.68	232,338.48			1,208,576.04					300,423.96	
Repairs and Maintenance	602130000	11,861,000.00		11,861,000.00	11,861,000.00				11,861,000.00	3,117,489.04	3,191,272.00			6,308,771.08	2,709,004.21	3,599,766.88									


Particulars	UACB CODE	Appropriation			Allocations				Current Year Obligations				Current Year Disbursements				Balances								
		Authorized Appropriation	Adjustments (Transfer To/From, Realignment)	Adjusted Appropriations	Allocations Received	Adjustments (Withdrawal, Realignment)	Transfer To	Transfer From	Adjusted Total Allocations	1st Quarter Ending March 31	2nd Quarter Ending June 30	3rd Quarter Ending Sept. 30	4th Quarter Ending Dec. 31	Total	1st Quarter Ending March 31	2nd Quarter Ending June 30	3rd Quarter Ending Sept. 30	4th Quarter Ending Dec. 31	Total	Unreleased Appropriations	Unobligated Allotment	Unpaid Obligations (18-20) = (21-22)			
																						21	22	23	24
Property, Plant and Equipment Outlay	5160400000	69,819,000.00		69,819,000.00	51,940,000.00			64,940,000.00	3,736,365.89	3,491,698.56			6,230,064.53	3,736,365.89	5,494,598.56			9,231,964.53	5,000,000.00	46,718,035.45					
Buildings and Other Structures	5160404000	42,840,000.00		42,840,000.00	28,949,000.00			38,849,000.00	3,736,365.89	3,461,816.56			7,231,182.65	3,736,366.99	3,494,810.56			7,231,182.65	4,000,000.00	31,717,817.46					
Buildings	5160404001	4,000,000.00		4,000,000.00																					
School Buildings	5160404002	16,919,000.00		16,919,000.00	36,919,000.00			36,919,000.00	3,736,365.89	3,184,066.56			6,931,332.55	3,736,365.99	3,194,560.00			6,931,332.55		30,017,667.45					
Other Structures	5160404009	2,000,000.00		2,000,000.00	2,000,000.00			2,000,000.00		299,850.00			299,850.00		299,850.00			299,850.00		1,700,150.00					
Machinery and Equipment Outlay	5160405000	17,000,000.00		17,000,000.00	18,000,000.00			18,000,000.00		1,999,782.00			1,999,782.00		1,999,782.00			1,999,782.00	1,000,000.00	14,000,218.00					
Machinery	5160405001	500,000.00		500,000.00																					
Information and Communication Technology Equipment	5160405003	5,000,000.00		5,000,000.00	5,000,000.00			5,000,000.00												5,000,000.00					
Space Equipment	5160405013	600,000.00		600,000.00																					
Other Machinery and Equipment	5160405060	11,000,000.00		11,000,000.00	11,000,000.00			11,000,000.00		1,999,782.00			1,999,782.00		1,999,782.00			1,999,782.00		9,000,218.00					
I. Automatic Appropriations																									
Retirement and Life Insurance Premiums	01104102	15,121,000.00	1,251,811.00	16,372,811.00	16,372,811.00			16,372,811.00	3,334,012.57	3,740,861.62			7,074,874.19	3,334,012.57	2,373,974.74			5,707,887.31		9,268,038.81			1,366,886.88		
Personal Services		16,131,000.00	1,291,811.00	17,422,811.00	17,422,811.00			17,422,811.00	3,334,012.67	3,740,861.62			7,074,874.19	3,334,012.67	2,373,974.74			5,707,887.31		9,268,038.81			1,366,886.88		
Personal Benefit Contributions	5110300000	16,121,000.00	1,251,811.00	17,372,811.00	17,372,811.00			17,372,811.00	3,334,012.57	3,740,861.62			7,074,874.18	3,334,012.57	2,373,974.74			5,707,887.31		9,268,038.81			1,366,886.88		
Retirement and Life Insurance Premiums	5110301000	15,121,000.00	1,251,811.00	16,372,811.00	16,372,811.00			16,372,811.00	3,334,012.57	3,740,861.62			7,074,874.18	3,334,012.57	2,373,974.74			5,707,887.31		9,268,038.81			1,366,886.88		
Retirement and Life Insurance Premiums	5110301000	16,121,000.00	1,251,811.00	17,372,811.00	17,372,811.00			17,372,811.00	3,334,012.67	3,740,861.62			7,074,874.19	3,334,012.67	2,373,974.74			5,707,887.31		9,268,038.81			1,366,886.88		
II. Special Purpose Fund																									
Pension and Gratuity Fund	01101407		2,273,369.00	2,273,369.00	2,273,369.00			2,273,369.00	1,932,195.04	341,171.50			2,273,366.54	1,932,195.04	10,709.36			1,942,804.39		2.48			330,462.16		
Personal Services			2,273,369.00	2,273,369.00	2,273,369.00			2,273,369.00	1,932,195.04	341,171.50			2,273,366.54	1,932,195.04	10,709.36			1,942,804.39		2.48			330,462.16		
Other Personal Benefits	5110400000		2,273,369.00	2,273,369.00	2,273,369.00			2,273,369.00	1,932,195.04	341,171.50			2,273,366.54	1,932,195.04	10,709.36			1,942,804.39		2.48			330,462.16		
Terminal Leave Benefits	5010403000		2,273,369.00	2,273,369.00	2,273,369.00			2,273,369.00	1,932,195.04	341,171.50			2,273,366.54	1,932,195.04	10,709.36			1,942,804.39		2.48			330,462.16		
Terminal Leave Benefits - Cash	6010403001		2,273,369.00	2,273,369.00	2,273,369.00			2,273,369.00	1,932,195.04	341,171.50			2,273,366.54	1,932,195.04	10,709.36			1,942,804.39		2.48			330,462.16		
GRAND TOTAL																									
Grand Total		398,893,800.00	3,626,269.00	399,418,269.00	362,836,323.00			362,836,323.00	76,664,846.58	73,402,422.24			152,167,268.00	77,906,688.66	72,272,241.10			180,178,829.76	46,681,957.00	220,670,054.00			1,978,435.24		

Certified Correct:


 Absulio, Marie Cristina
 Agency Budget Officer


Date: 25/Jul/2017

Certified Correct:


 Magdani, Jocelyn
 Agency Chief Accountant


Date:

Recommended By:


 Abejo, Maria Corazon
 Director, FMS

Date: 26/Jul/2017

Approved By:


 Placido, Milo
 Head of Agency or Authorized Representative

Date: 26/Jul/2017

This report was generated using the Unified Reporting System on 26/09/2019 14:44