

STATEMENT OF APPROPRIATIONS, ALLOTMENTS, OBLIGATIONS, DISBURSEMENTS AND BALANCES
As at the Quarter Ending June 30, 2019

Department: State Universities and Colleges (SUCs)
Agency/Entity: Southern Luzon State University
Operating Unit: < not applicable >
Organization Code: 08 041 0000000
Fund Cluster: 01 Regular Agency Fund

	Current Year Appropriations
	Supplemental Appropriations
X	Continuing Appropriations

(e.g. UACE Fund Cluster: 01-Regular Agency Fund, 02-Foreign Assisted Projects Fund, 03-Special Account-Locally Funded/Domestic Grants Fund, and 04-Special Account-Foreign)


Particulars	UACE CODE	Appropriations					Allotments				Obligations				Disbursements				Balances					
		Actuals Appropriated	Adjustments (Increase/Decrease) Appropriations	Adjusted Appropriations	Actuals Received	Adjustments (Increase/Decrease) Allotments	Transfer To	Transfer From	Actual Allotments	1st Quarter Ending March 31	2nd Quarter Ending June 30	3rd Quarter Ending Sept 30	4th Quarter Ending Dec 31	TOTAL	1st Quarter Ending March 31	2nd Quarter Ending June 30	3rd Quarter Ending Sept 30	4th Quarter Ending Dec 31	TOTAL	Unreserved Appropriations	Unliquidated Allotments	Unliquidated Obligations (15+16+17+18+19)	Outstanding Obligations	
1	2	3	4	5=(3+4)	6	7	8	9	10=(8+9-7)	11	12	13	14	15=(11+12+13+14)	16	17	18	19	20=(16+17+18+19)	21=(5-10)	22=(11-15)	23	24	
TOTAL		1,611,243.72	0.00	1,611,243.72	1,611,243.72	0.00	0.00	0.00	1,611,243.72	1,316,678.41	28,835.00	0.00	2.66	1,345,516.07	0.00	4.00	0.00	0.00	1,349,520.07	0.00	0.00	219,565.31	0.00	1,129,954.76
1. CONTINUING APPROPRIATIONS		1,611,243.72	0.00	1,611,243.72	1,611,243.72	0.00	0.00	0.00	1,611,243.72	1,316,678.41	28,835.00	0.00	2.66	1,345,516.07	0.00	4.00	0.00	0.00	1,349,520.07	0.00	0.00	219,565.31	0.00	1,129,954.76
Maintenance and Other Operating Expenses		1,234,485.55	0.00	1,234,485.55	1,234,485.55	0.00	0.00	0.00	1,234,485.55	999,173.35	28,835.00	0.00	0.00	1,028,008.35	0.00	0.00	0.00	0.00	1,028,008.35	0.00	0.00	165,157.11	0.00	862,851.24
Training and Scholarship Expenses		1,603.89	0.00	1,603.89	1,603.89	0.00	0.00	0.00	1,603.89	0.00	0.00	0.00	0.00	1,603.89	0.00	0.00	0.00	0.00	1,603.89	0.00	0.00	1,603.89	0.00	0.00
Travel Expenses	602211002	1,603.89	0.00	1,603.89	1,603.89	0.00	0.00	0.00	1,603.89	0.00	0.00	0.00	0.00	1,603.89	0.00	0.00	0.00	0.00	1,603.89	0.00	0.00	1,603.89	0.00	0.00
Employee and Consultant Expenses	7202100	7,201.90	0.00	7,201.90	7,201.90	0.00	0.00	0.00	7,201.90	0.00	3,833.00	0.00	0.00	1,368.90	0.00	0.00	0.00	0.00	3,201.90	0.00	0.00	3,201.90	0.00	0.00
Books and Materials	502511001	972.37	0.00	972.37	972.37	0.00	0.00	0.00	972.37	0.00	0.00	0.00	0.00	972.37	0.00	0.00	0.00	0.00	972.37	0.00	0.00	972.37	0.00	0.00
Consultants and Related Expenses	032010000	4,227.53	0.00	4,227.53	4,227.53	0.00	0.00	0.00	4,227.53	0.00	0.00	0.00	0.00	4,227.53	0.00	0.00	0.00	0.00	4,227.53	0.00	0.00	4,227.53	0.00	0.00
Stores, Printing, Engraving and Development	100010000	1,600,217.00	0.00	1,600,217.00	1,600,217.00	0.00	0.00	0.00	1,600,217.00	999,173.35	0.00	0.00	0.00	999,173.35	0.00	0.00	0.00	0.00	999,173.35	0.00	0.00	1,174,000.00	0.00	825,173.35
Personnel Expenses and Compensation	102010002	1,600,217.00	0.00	1,600,217.00	1,600,217.00	0.00	0.00	0.00	1,600,217.00	999,173.35	0.00	0.00	0.00	999,173.35	0.00	0.00	0.00	0.00	999,173.35	0.00	0.00	1,174,000.00	0.00	825,173.35
Contract Printing and Related Expenses	4510000	45,100.00	0.00	45,100.00	45,100.00	0.00	0.00	0.00	45,100.00	0.00	0.00	0.00	0.00	45,100.00	0.00	0.00	0.00	0.00	45,100.00	0.00	0.00	45,100.00	0.00	0.00
Equipment and Related Expenses	502100000	45,100.00	0.00	45,100.00	45,100.00	0.00	0.00	0.00	45,100.00	0.00	0.00	0.00	0.00	45,100.00	0.00	0.00	0.00	0.00	45,100.00	0.00	0.00	45,100.00	0.00	0.00
Repairs and Maintenance	502100000	45,100.00	0.00	45,100.00	45,100.00	0.00	0.00	0.00	45,100.00	0.00	0.00	0.00	0.00	45,100.00	0.00	0.00	0.00	0.00	45,100.00	0.00	0.00	45,100.00	0.00	0.00
Information and Communication Technology	022110000	1,600,217.00	0.00	1,600,217.00	1,600,217.00	0.00	0.00	0.00	1,600,217.00	0.00	0.00	0.00	0.00	1,600,217.00	0.00	0.00	0.00	0.00	1,600,217.00	0.00	0.00	1,600,217.00	0.00	0.00
Miscellaneous	022110000	277,000.00	0.00	277,000.00	277,000.00	0.00	0.00	0.00	277,000.00	0.00	0.00	0.00	0.00	277,000.00	0.00	0.00	0.00	0.00	277,000.00	0.00	0.00	277,000.00	0.00	0.00
Other Property, Plant and Equipment	022110000	7,151.16	0.00	7,151.16	7,151.16	0.00	0.00	0.00	7,151.16	0.00	0.00	0.00	0.00	7,151.16	0.00	0.00	0.00	0.00	7,151.16	0.00	0.00	7,151.16	0.00	0.00
Financial Institutions Liability	102010000	142,000.00	0.00	142,000.00	142,000.00	0.00	0.00	0.00	142,000.00	0.00	0.00	0.00	0.00	142,000.00	0.00	0.00	0.00	0.00	142,000.00	0.00	0.00	142,000.00	0.00	0.00
Financial Institutions Liability	072100000	142,000.00	0.00	142,000.00	142,000.00	0.00	0.00	0.00	142,000.00	0.00	0.00	0.00	0.00	142,000.00	0.00	0.00	0.00	0.00	142,000.00	0.00	0.00	142,000.00	0.00	0.00
Printing and Related Expenses	500020000	101.62	0.00	101.62	101.62	0.00	0.00	0.00	101.62	0.00	0.00	0.00	0.00	101.62	0.00	0.00	0.00	0.00	101.62	0.00	0.00	101.62	0.00	0.00
Representation Expenses	500020000	750.13	0.00	750.13	750.13	0.00	0.00	0.00	750.13	0.00	0.00	0.00	0.00	750.13	0.00	0.00	0.00	0.00	750.13	0.00	0.00	750.13	0.00	0.00
Furniture, Plant and Equipment	500020000	210,000.00	0.00	210,000.00	210,000.00	0.00	0.00	0.00	210,000.00	0.00	0.00	0.00	0.00	210,000.00	0.00	0.00	0.00	0.00	210,000.00	0.00	0.00	210,000.00	0.00	0.00
Building and Other Structures	500020000	252,205.16	0.00	252,205.16	252,205.16	0.00	0.00	0.00	252,205.16	0.00	0.00	0.00	0.00	252,205.16	0.00	0.00	0.00	0.00	252,205.16	0.00	0.00	252,205.16	0.00	0.00
Ground Improvements	500020000	252,205.16	0.00	252,205.16	252,205.16	0.00	0.00	0.00	252,205.16	0.00	0.00	0.00	0.00	252,205.16	0.00	0.00	0.00	0.00	252,205.16	0.00	0.00	252,205.16	0.00	0.00
Miscellaneous Expenses	1700100	17,000.00	0.00	17,000.00	17,000.00	0.00	0.00	0.00	17,000.00	0.00	0.00	0.00	0.00	17,000.00	0.00	0.00	0.00	0.00	17,000.00	0.00	0.00	17,000.00	0.00	0.00
Other Miscellaneous Expenses	000010000	17,000.00	0.00	17,000.00	17,000.00	0.00	0.00	0.00	17,000.00	0.00	0.00	0.00	0.00	17,000.00	0.00	0.00	0.00	0.00	17,000.00	0.00	0.00	17,000.00	0.00	0.00
GRAND TOTAL		1,611,243.72	0.00	1,611,243.72	1,611,243.72	0.00	0.00	0.00	1,611,243.72	1,316,678.41	28,835.00	0.00	2.66	1,345,516.07	0.00	4.00	0.00	0.00	1,349,520.07	0.00	0.00	219,565.31	0.00	1,129,954.76


This report was generated using the Unified Reporting System version FAR 10.1.1


Department: State Universities and Colleges (SUCs)
 Agency/Entity: Southern Luzon State University
 Operating Unit: < not applicable >
 Organization Code: 08 041 0000099
 Fund Cluster: 01 Regular Agency Fund
 (e.g. UACS Fund Cluster: 01-Regular Agency Fund, 02-Foreign Assisted Projects Fund, 03-Special Account-Lazily Funded/Domestic Grants Fund, and 04-Special Account-Foreign

<input type="checkbox"/>	Current Year Appropriations
<input type="checkbox"/>	Supplemental Appropriations
<input checked="" type="checkbox"/>	Continuing Appropriations

Particulars	UACS CODE	Appropriations		Adjustments		Adjustments		Adjustments		Obligations					Disbursements					Balances			
		Authorized Appropriations	Adjustments (Transfers To/From, Modifications, Augmentations)	Adjusted Appropriations	Adjustments (Revisions, Reallocations, Augmentations)	Transfer To	Transfer From	Adjusted Obligations	1st Quarter Ending March 31	2nd Quarter Ending June 30	3rd Quarter Ending Sept. 30	4th Quarter Ending Dec. 31	TOTAL	1st Quarter Ending March 31	2nd Quarter Ending June 30	3rd Quarter Ending Sept. 30	4th Quarter Ending Dec. 31	TOTAL	Unencumbered Appropriations	Unobligated Advances	Unpaid Obligations (15-20) (21-24)		
									15	16	17	18	19	20	21	22	23	24					
1	2	3	4	5=(3+4)	6	7	8	9=(8-17-18)	11	12	13	14	15=(11+12+13+14)	16	17	18	19	20=(16+17+18+19)	21=(5-19)	22=(8+9)	23	24	

Certified Correct:

 ABSILIO MARIA CRISTINE GAYA
 Budget Officer
 Date: 2019-07-30 13:22:43.0

Recommended by:

 ABSILIO MARIA CRISTINE GAYA
 Director, FMS
 Date: 30 Jul 2019

Approved By:

 ESPERAL MARISCA LADAO
 SUC President
 Date: 30 July 2019