

**STATEMENT OF APPROPRIATIONS, ALLOTMENTS, OBLIGATIONS, DISBURSEMENTS AND BALANCES**  
**As of the Quarter Ending March 31, 2017**


Department: State Universities and Colleges (SUCs)  
 Agency: Southern Luzon State University  
 Operating Unit: N/A  
 Organization Code (UACS): 080410000000  
 Fund Cluster: 01 - Regular Agency Fund

Authorization: 01 - Current Year Appropriations  
 Report Status: SUBMITTED


Particulars	UACB CODE	Appropriation			Allotments			Current Year Obligations					Current Year Disbursements				Balances							
		Authorized Appropriation	Adjustments (Transfers To/From, Reassignment)	Adjusted Appropriations	Allotments Received	Adjustments (Withdrawal, Reassignment)	Transfer To	Transfer From	Adjusted Total Allotments	1st Quarter Ending March 31	2nd Quarter Ending June 30	3rd Quarter Ending Sept. 30	4th Quarter Ending Dec. 31	Total	1st Quarter Ending March 31	2nd Quarter Ending June 30	3rd Quarter Ending Sept. 30	4th Quarter Ending Dec. 31	Total	Unreleased Appropriations	Unobligated Allotment	Unpaid Obligations (15-24)	Net Ytd Due and Demandable	
1	2	3	4	5	6	7	8	9	10=(8+7)+9	11	12	13	14	15=(11+12+13+14)	16	17	18	19	20=(16-19)	21=(20-15)	22=(16-19)	23	24	
<b>Agency Specific Budget</b>																								
<b>Specific Budgets of National Government Agencies</b>																								
General Administration and Support	00000100000000	53,721,000.00		53,721,000.00	20,910,000.00			20,910,000.00	11,572,848.53					11,572,848.53	11,303,812.68									
General Management and Supervision	10300100010000	29,910,000.00		29,910,000.00	12,643,000.00			12,643,000.00	3,427,190.65					3,427,190.65	3,427,190.65									
MOOE		17,067,000.00		17,067,000.00	17,067,000.00			17,067,000.00	6,145,655.88					6,145,655.88	7,676,722.03									
Administration of Personnel Benefits	10300100020000	23,811,000.00		23,811,000.00																	23,811,000.00	9,821,344.12		268,893.65
PS		23,811,000.00		23,811,000.00																				
Support to Operations	00000200000000	5,834,000.00		5,834,000.00	5,834,000.00			5,834,000.00	810,430.03					810,430.03	769,507.63									
Auxiliary Services	28400200010000	5,834,000.00		5,834,000.00																				
PS		4,406,000.00		4,406,000.00																				
MOOE		1,528,000.00		1,528,000.00	1,528,000.00			1,528,000.00	302,338.31					302,338.31	281,416.91									
Operations	00000300000000	261,169,000.00		261,169,000.00	228,849,000.00			228,849,000.00	57,278,898.40					57,278,898.40	56,810,594.76									
MFO 1: HIGHER EDUCATION SERVICES	00000301000000	238,607,000.00		238,607,000.00	207,288,000.00			207,288,000.00	53,804,825.05					53,804,825.05	53,379,089.30									
Provision of Higher Education Services including P38 843,000 for Scholarships of Poor and Deserving Students (Expanded Student Grant-in-Aid Program for Purayrte Advellan-ESOP-PA) and P28 686,000 for Tulung Durong	28400301010000	238,607,000.00		238,607,000.00																				
PS		133,898,000.00		133,898,000.00	133,898,000.00			133,898,000.00	28,793,794.40					28,793,794.40	28,793,794.40									
MOOE		104,209,000.00		104,209,000.00	73,690,000.00			73,690,000.00	26,011,030.66					26,011,030.66	26,811,030.66									
MFO 2: ADVANCED EDUCATION SERVICES	00000302000000	5,547,000.00		5,547,000.00	5,547,000.00			5,547,000.00	1,044,808.51					1,044,808.51	1,044,808.51									
Provision of Advanced Education Services	28400302010000	5,547,000.00		5,547,000.00																				
PS		4,828,000.00		4,828,000.00	4,828,000.00			4,828,000.00	891,043.48					891,043.48	891,043.48									
MOOE		719,000.00		719,000.00	719,000.00			719,000.00	53,763.02					53,763.02	53,763.02									
MFO 3: RESEARCH SERVICES	00000303000000	9,083,000.00		9,083,000.00	9,083,000.00			9,083,000.00	1,311,370.66					1,311,370.66	1,268,713.76									
Conduct of Research Services	28700303010000	9,083,000.00		9,083,000.00																				
PS		4,578,000.00		4,578,000.00	4,578,000.00			4,578,000.00	888,190.50					888,190.50	888,190.50									
MOOE		4,505,000.00		4,505,000.00	4,505,000.00			4,505,000.00	413,180.16					413,180.16	370,523.26									
MFO 4: TECHNICAL ADVISORY EXTENSION SERVICES	00000304000000	7,931,000.00		7,931,000.00	7,931,000.00			7,931,000.00	1,117,694.18					1,117,694.18	1,117,694.18									
Provision of Extension Services	28500304010000	7,931,000.00		7,931,000.00																				
PS		4,358,000.00		4,358,000.00	4,358,000.00			4,358,000.00	897,788.52					897,788.52	897,788.52									
MOOE		3,573,000.00		3,573,000.00	3,573,000.00			3,573,000.00	120,205.66					120,205.66	120,205.66									
Locality-Funded Projects	00000400000000	59,849,000.00		59,849,000.00	59,849,000.00			59,849,000.00	3,736,365.99					3,736,365.99	3,736,365.99									
Roadways and Other Structures	00000401000000	59,849,000.00		59,849,000.00	59,849,000.00			59,849,000.00	3,736,365.99					3,736,365.99	3,736,365.99									
School Buildings	00000401010000	59,849,000.00		59,849,000.00	59,849,000.00			59,849,000.00	3,736,365.99					3,736,365.99	3,736,365.99									
Wide Area Network (WAN) Infrastructure Program - IT Infrastructure Development for Main and Satellite Campuses	28400401010005	5,000,000.00		5,000,000.00	5,000,000.00			5,000,000.00																
CO		5,000,000.00		5,000,000.00	5,000,000.00			5,000,000.00																
Construction of Physical and Natural Sciences Building (Infrastructure Development for the Expansion of the 21st Century BLSU Phase I)	28400401010016	12,000,000.00		12,000,000.00	12,000,000.00			12,000,000.00																
CO		12,000,000.00		12,000,000.00	12,000,000.00			12,000,000.00																
Improvement of SEMS Laboratory (GAM)	28400401010007	2,000,000.00		2,000,000.00	2,000,000.00			2,000,000.00																
CO		2,000,000.00		2,000,000.00	2,000,000.00			2,000,000.00																
Educational and Technology Laboratory and Equipment (CTE)	28400401010018	2,000,000.00		2,000,000.00	2,000,000.00			2,000,000.00																
CO		2,000,000.00		2,000,000.00	2,000,000.00			2,000,000.00																
Agricultural Engineering Laboratory and Livestock Training Center	28400401010019	5,000,000.00		5,000,000.00	5,000,000.00			5,000,000.00																
CO		5,000,000.00		5,000,000.00	5,000,000.00			5,000,000.00																
Research Laboratory for Fisheries	28400401010020	2,000,000.00		2,000,000.00	2,000,000.00			2,000,000.00																
CO		2,000,000.00		2,000,000.00	2,000,000.00			2,000,000.00																
Improvement of BLSU Road Network in the College of Agriculture in BLSU Ayala to Support S A T Programs, Structures and Facilities (Phase I)	28400401010021	2,000,000.00		2,000,000.00	2,000,000.00			2,000,000.00																
CO		2,000,000.00		2,000,000.00	2,000,000.00			2,000,000.00																
Construction of Engineering and Technology Building of BLSU - Lucena	28400401010022	24,849,000.00		24,849,000.00	24,849,000.00			24,849,000.00	3,736,365.99					3,736,365.99	3,736,365.99									
CO		24,849,000.00		24,849,000.00	24,849,000.00			24,849,000.00	3,736,365.99					3,736,365.99	3,736,365.99									
Multipurpose / Facilities	00000401030000	5,000,000.00		5,000,000.00	5,000,000.00			5,000,000.00																
Construction and/or Rehabilitation of Multi-Purpose Building Including P600,000 for Sports Facilities	28400401030003	1,500,000.00		1,500,000.00	1,500,000.00			1,500,000.00																
CO		1,500,000.00		1,500,000.00	1,500,000.00			1,500,000.00																
Repair and Improvement of Structures/Facilities and Acquisition of Equipment	28400401030004	3,500,000.00		3,500,000.00	3,500,000.00			3,500,000.00																
CO		3,500,000.00		3,500,000.00	3,500,000.00			3,500,000.00																
<b>Sub-Total, Agency-Specific</b>		380,772,000.00		380,772,000.00	320,642,000.00			320,642,000.00	73,388,838.95					73,388,838.95	72,840,381.05									
PS		188,518,000.00		188,518,000.00	164,707,60																			

Particulars	UACB CODE	Appropriation			Allotments					Current Year Obligations				Current Year Disbursements				Balances								
		Authorized Appropriation	Adjustments (Transfer To/From, Realignment)	Adjusted Appropriations	Allotments Received	Adjustments (Withdrawal, Realignment)	Transfer To	Transfer From	Adjusted Total Allotments	1st Quarter Ending March 31	2nd Quarter Ending June 30	3rd Quarter Ending Sept. 30	4th Quarter Ending Dec. 31	Total	1st Quarter Ending March 31	2nd Quarter Ending June 30	3rd Quarter Ending Sept. 30	4th Quarter Ending Dec. 31	Total	Unreleased Appropriations	Unobligated Allotment	Unpaid Obligations (5-20) = (23) (24)				
		1	2	3	4	5	6	7	8	9	10	11	12	13	14	15	16	17	18	19	20	21	22	23	24	
PS		1,064,000.00		1,064,000.00	1,064,000.00			1,064,000.00	284,028.68					284,028.68	284,028.68					284,028.68				779,971.32		
Support for Operations	0000020000000000	389,000.00		389,000.00	389,000.00			389,000.00	51,488.24					51,488.24	51,488.24					51,488.24				337,511.76		
Auxiliary Services	264002000100000	389,000.00		389,000.00	389,000.00			389,000.00	51,488.24					51,488.24	51,488.24					51,488.24				337,511.76		
PS		389,000.00		389,000.00	389,000.00			389,000.00	51,488.24					51,488.24	51,488.24					51,488.24				337,511.76		
Operations	0000030000000000	13,668,000.00		13,668,000.00	13,668,000.00			13,668,000.00	2,998,498.65					2,998,498.65	2,998,498.65					2,998,498.65				10,669,501.35		
MFO 1: HIGHER EDUCATION SERVICES	0000030100000000	12,404,000.00		12,404,000.00	12,404,000.00			12,404,000.00	2,715,079.93					2,715,079.93	2,715,079.93					2,715,079.93				9,688,920.07		
Provision of Higher Education Services including P28,845,000 for Scholarships of Poor and Caring Students (Expanded Students' Grant-in-Aid Program for Poverty Alleviation-ESGP-PA) and P28,686,000 for Tulung Durong	264003010100000	12,404,000.00		12,404,000.00	12,404,000.00			12,404,000.00	2,715,079.93					2,715,079.93	2,715,079.93					2,715,079.93				9,688,920.07		
PS		12,404,000.00		12,404,000.00	12,404,000.00			12,404,000.00	2,715,079.93					2,715,079.93	2,715,079.93					2,715,079.93				9,688,920.07		
MFO 2: ADVANCED EDUCATION SERVICES	0000030200000000	468,000.00		468,000.00	468,000.00			468,000.00	99,772.80					99,772.80	99,772.80					99,772.80				368,227.20		
Provision of Advanced Education Services	264003020100000	468,000.00		468,000.00	468,000.00			468,000.00	99,772.80					99,772.80	99,772.80					99,772.80				368,227.20		
PS		468,000.00		468,000.00	468,000.00			468,000.00	99,772.80					99,772.80	99,772.80					99,772.80				368,227.20		
MFO 3: RESEARCH SERVICES	0000030300000000	422,000.00		422,000.00	422,000.00			422,000.00	88,218.36					88,218.36	88,218.36					88,218.36				333,781.64		
Conduct of Research Services	267003030100000	422,000.00		422,000.00	422,000.00			422,000.00	88,218.36					88,218.36	88,218.36					88,218.36				333,781.64		
PS		422,000.00		422,000.00	422,000.00			422,000.00	88,218.36					88,218.36	88,218.36					88,218.36				333,781.64		
MFO 4: TECHNICAL ADVISORY EXTENSION SERVICES	0000030400000000	374,000.00		374,000.00	374,000.00			374,000.00	95,425.56					95,425.56	95,425.56					95,425.56				278,574.44		
Provision of Extension Services	265003040100000	374,000.00		374,000.00	374,000.00			374,000.00	95,425.56					95,425.56	95,425.56					95,425.56				278,574.44		
PS		374,000.00		374,000.00	374,000.00			374,000.00	95,425.56					95,425.56	95,425.56					95,425.56				278,574.44		
Sub-Total, Automatic Appropriations		16,121,000.00		16,121,000.00	16,121,000.00			16,121,000.00	3,334,012.57					3,334,012.57	3,334,012.57					3,334,012.57				11,786,987.43		
PS		16,121,000.00		16,121,000.00	16,121,000.00			16,121,000.00	3,334,012.57					3,334,012.57	3,334,012.57					3,334,012.57				11,786,987.43		
Special Purpose Fund																										
Pension and Gratuity Fund	01101407		1,932,196.00	1,932,196.00	1,932,196.00			1,932,196.00	1,932,195.04					1,932,195.04	1,932,195.04					1,932,195.04				.96		
Pension and Gratuity Fund	0000090800000000		1,932,196.00	1,932,196.00	1,932,196.00			1,932,196.00	1,932,195.04					1,932,195.04	1,932,195.04					1,932,195.04				.96		
For payment of retirement and terminal leave benefits	282000080200000		1,932,196.00	1,932,196.00	1,932,196.00			1,932,196.00	1,932,195.04					1,932,195.04	1,932,195.04					1,932,195.04				.96		
PS			1,932,196.00	1,932,196.00	1,932,196.00			1,932,196.00	1,932,195.04					1,932,195.04	1,932,195.04					1,932,195.04				.96		
Sub-Total, SPF			1,932,196.00	1,932,196.00	1,932,196.00			1,932,196.00	1,932,195.04					1,932,195.04	1,932,195.04					1,932,195.04				.96		
PS			1,932,196.00	1,932,196.00	1,932,196.00			1,932,196.00	1,932,195.04					1,932,195.04	1,932,195.04					1,932,195.04				.96		
GRAND TOTAL		305,893,000.00		307,825,196.00	307,825,196.00			307,825,196.00	77,895,598.66					77,895,598.66	77,895,598.66					77,895,598.66	60,130,000.00		249,535,349.44		758,257.96	
PS		203,839,000.00		205,671,196.00	205,671,196.00			205,671,196.00	49,882,305.89					49,882,305.89	49,882,305.89					49,882,305.89	23,011,000.00		143,877,890.11			
MOOE		132,305,000.00		132,305,000.00	132,305,000.00			132,305,000.00	34,046,174.89					34,046,174.89	34,046,174.89					34,046,174.89	31,310,000.00		68,939,226.32		768,257.96	
CO		69,749,000.00		69,849,000.00	69,849,000.00			69,849,000.00	3,736,365.90					3,736,365.90	3,736,365.90					3,736,365.90	5,000,000.00		67,212,634.01			


Certified Correct:

  
 Absullo, Marie Cristine  
 Budget Officer  
 Date: 28/Apr/2017


Certified Correct:

  
 Magdame, Sherilyn  
 Chief Accountant  
 Date:

Recommended By:

  
 Abejo, Marla Corazon  
 Director, FMS  
 Date: 28/Apr/2017

Approved By:

  
 Placido, Rho  
 Agency Head/Department  
 Date: 28/Apr/2017

This report was generated using the Unified Reporting System on 28/09/2019 14:16