

**SUMMARY OF APPROVED BUDGET, UTILIZATIONS, DISBURSEMENTS AND BALANCES BY OBJECT OF EXPENDITURES
As of the Quarter Ending December 31, 2017**

Department : State Universities and Colleges (SUCs)
Agency : Southern Luzon State University
Operating Unit : N/A
Organization Code (UACS) : 080410000000
Fund Cluster : 05 - Internally Generated Income
Report Status : SUBMITTED

Particulars	UACB CODE	Approved Budget			Budget Utilization					Total	Disbursements				Total	Balances	
		Approved Budgeted Revenue	Adjustments (Additions, Reductions, Reassignment)	Adjusted Budgeted Revenue	1st Quarter Ending March 31	2nd Quarter Ending June 30	3rd Quarter Ending Sept. 30	4th Quarter Ending Dec. 31	1st Quarter Ending March 31		2nd Quarter Ending June 30	3rd Quarter Ending Sept. 30	4th Quarter Ending Dec. 31	Utilized Budget		Unpaid Utilizations Due and Demandable / Accounts Payable	Not Yet Due and Demandable
1	2	3	4	5=3+(4)	6	7	8	9	10=(6+7+8+9)	11	12	13	14	15=(11+12+13+14)	16=(5-10)	17	18
Agency Specific Budget																	
Personal Services		16,662,700.00		16,662,700.00	1,637,161.12	1,448,049.87	835,526.76	2,025,582.51	5,940,214.26	1,495,081.02	895,640.89	853,101.30	1,626,600.27	4,869,228.52	10,722,488.74		1,070,594.74
Salaries and Wages	501010000	2,330,000.00		2,330,000.00	810,245.04	810,245.04	218,474.54	70,147.82	1,939,112.44	815,237.00	635,637.00	181,100.50	182,128.74	1,624,503.24	1,393,885.76		111,611.00
Salaries and Wages - Casual/Contractual	501010200	3,330,000.00		3,330,000.00	810,245.04	810,245.04	218,474.54	70,147.82	1,939,112.44	815,237.00	635,637.00	181,100.50	182,128.74	1,624,503.24	1,393,885.76		111,611.00
Other Compensation	501020000	10,432,700.00		10,432,700.00	354,953.08	627,759.79	687,125.30	1,395,803.19	2,899,565.50	344,607.02	214,366.89	590,900.30	250,343.79	2,164,352.28	7,473,114.60		794,232.24
Honoraria	501021000	10,432,700.00		10,432,700.00	354,953.08	627,759.79	687,125.30	1,395,803.19	2,899,565.50	344,607.02	214,366.89	590,900.30	250,343.79	2,164,352.28	7,473,114.60		794,232.24
Honoraria - Civilian	5010210001	10,432,700.00		10,432,700.00	354,953.08	627,759.79	687,125.30	1,395,803.19	2,899,565.50	344,607.02	214,366.89	590,900.30	250,343.79	2,164,352.28	7,473,114.60		794,232.24
Personal Benefit Contributions	501030000									339,444.02				339,444.02			(339,444.02)
Retirement and Life Insurance Premiums	501030100									241,631.52				241,631.52			(241,631.52)
Retirement and Life Insurance Premiums	5010301000									241,631.52				241,631.52			(241,631.52)
Pay/BIG Contributions	501030200									31,137.50				31,137.50			(31,137.50)
Pay/BIG - Civilian	5010302001									31,137.50				31,137.50			(31,137.50)
PhilHealth Contributions	501030300									30,675.00				30,675.00			(30,675.00)
PhilHealth - Civilian	5010303001									30,675.00				30,675.00			(30,675.00)
Employee Compensation Insurance Premiums (EICIP)	501030400									27,700.00				27,700.00			(27,700.00)
EICIP - Civilian	5010304001									27,700.00				27,700.00			(27,700.00)
Other Personal Benefits	501040000	2,000,000.00		2,000,000.00	462,962.10		38,926.02	597,831.50	1,044,514.52		18,200.00	30,928.82	444,160.00	483,280.92	1,856,485.48		551,233.60
Other Personal Benefits	5010400000	2,000,000.00		2,000,000.00	462,962.10		38,926.02	597,831.50	1,044,514.52		18,200.00	30,928.82	444,160.00	483,280.92	1,856,485.48		551,233.60
Other Personal Benefits	5010400009	2,000,000.00		2,000,000.00	462,962.10		38,926.02	597,831.50	1,044,514.52		18,200.00	30,928.82	444,160.00	483,280.92	1,856,485.48		551,233.60
Maintenance and Other Operating Expenses		14,444,700.00	1,391,636.28	15,836,336.28	10,068,335.28	9,077,557.83	5,837,216.72	15,684,599.71	30,877,900.34	10,724,834.63	9,487,656.81	5,968,348.51	10,455,235.41	41,616,073.66	26,958,287.04		(17,388,264.62)
Traveling Expenses	502010000	2,000,000.00		2,000,000.00	17,672.90	94,223.20	187,182.00	292,234.20	501,282.28	10,932.00	34,123.20	67,062.00	467,506.26	520,523.66	1,488,707.72		(18,231.20)
Traveling Expenses - Local	502010100	500,000.00		500,000.00	17,672.90	792.00	95,450.00	87,051.00	201,000.00	10,932.00	692.00	5,850.00	292,763.00	220,237.66	208,993.40		(18,231.20)
Traveling Expenses - Local	5020101000	500,000.00		500,000.00	17,672.90	792.00	95,450.00	87,051.00	201,000.00	10,932.00	692.00	5,850.00	292,763.00	220,237.66	208,993.40		(18,231.20)
Traveling Expenses - Foreign	502010200	1,500,000.00		1,500,000.00		33,431.20	61,711.20	205,183.20	300,282.28					300,282.28	1,189,714.32		(0.00)
Traveling Expenses - Foreign	5020102000	1,500,000.00		1,500,000.00		33,431.20	61,711.20	205,183.20	300,282.28					300,282.28	1,189,714.32		(0.00)
Training and Scholarship Expenses	502020000	5,165,000.00		5,165,000.00	896,846.00	646,351.00	744,568.00	622,861.50	2,912,827.18	536,220.00	859,628.00	658,848.00	629,831.20	2,684,227.60	2,252,272.82		228,309.20
Training Expenses	502020100	1,300,000.00		1,300,000.00	285,830.00			151,076.00	397,916.20	29,900.00	282,240.00	141,074.28	449,214.28	602,093.71	61,298.00		(61,298.00)
Traveling Expenses	502020102	1,300,000.00		1,300,000.00	285,830.00			151,076.00	397,916.20	29,900.00	282,240.00	141,074.28	449,214.28	602,093.71	61,298.00		(61,298.00)
Scholarship Grants/Expenses	502020200	3,865,000.00		3,865,000.00	610,016.00	646,351.00	744,568.00	471,785.50	2,514,910.98	511,220.00	577,288.00	517,773.72	180,561.92	2,082,132.90	1,690,979.11		279,097.20
Scholarship Grants/Expenses	5020202000	3,865,000.00		3,865,000.00	610,016.00	646,351.00	744,568.00	471,785.50	2,514,910.98	511,220.00	577,288.00	517,773.72	180,561.92	2,082,132.90	1,690,979.11		279,097.20
Supplies and Materials Expenses	502030000	6,485,000.00		6,485,000.00	207,999.00	453,438.16	386,251.83	1,651,142.70	2,948,832.54	884,143.84	320,378.34	426,112.73	1,147,121.01	2,876,153.32	3,466,167.46		520,979.22
Office Supplies Expenses	502030100	500,000.00		500,000.00						450.00				450.00			(450.00)
Office Supplies Expenses	5020301002	500,000.00		500,000.00						450.00				450.00			(450.00)
Animal/Zoological Supplies Expenses	502030400									600.00				600.00			(600.00)
Animal/Zoological Supplies Expenses	5020304000									600.00				600.00			(600.00)
Drugs and Medicines Expenses	502030700	650,000.00		650,000.00	72,781.04	37,680.46	12,032.28	109,080.54	231,574.33	35,107.14	62,544.36	24,842.29	100,800.54	223,284.33	418,425.67		8,289.00
Drugs and Medicines Expenses	5020307000	650,000.00		650,000.00	72,781.04	37,680.46	12,032.28	109,080.54	231,574.33	35,107.14	62,544.36	24,842.29	100,800.54	223,284.33	418,425.67		8,289.00
Medical, Dental and Laboratory Supplies Expenses	502030800	150,000.00		150,000.00	2,605.00	18,200.00	71,057.90		91,862.90	1,000.00	0,216.00	28,880.00	6,833.90	34,117.90	88,137.10		52,745.00
Medical, Dental and Laboratory Supplies Expenses	5020308000	150,000.00		150,000.00	2,605.00	18,200.00	71,057.90		91,862.90	1,000.00	0,216.00	28,880.00	6,833.90	34,117.90	88,137.10		52,745.00

Particulate	UACS CODE	Approved Budget			Budget Utilization					Disbursements					Balances		
		Approved Budgeted Revenue	Adjustments (Additions, Reductions, Realignment)	Adjusted Budgeted Revenue	1st Quarter Ending March 31	2nd Quarter Ending June 30	3rd Quarter Ending Sept. 30	4th Quarter Ending Dec. 31	Total	1st Quarter Ending March 31	2nd Quarter Ending June 30	3rd Quarter Ending Sept. 30	4th Quarter Ending Dec. 31	Total	Unutilized Budget	Unpaid Obligations Due and Demandable Accounts Payable	Not Yet Due and Demandable
1	2	3	4	5=3+(4)	6	7	8	9	10=(6+7+8+9)	11	12	13	14	15=(11+12+13+14)	16=(5-10)	17	18
Taxes, Duties and Licenses	6021501001	100,000.00		100,000.00											100,000.00		
Other Maintenance and Operating Expenses	5020900000	8,400,000.00	1,301,898.38	7,792,208.38	836,746.83	837,426.16	473,676.06	4,197,760.18	6,344,611.82	752,428.38	430,671.65	1,424,360.11	3,709,925.20	8,355,381.42	1,447,384.66		(10,469.60)
Advertising Expenses	5028901000	100,000.00		100,000.00											100,000.00		
Printing and Publication Expenses	5028902000	600,000.00		600,000.00	6,390.00	51,068.50	28,286.00	104,018.50	189,765.00	8,380.00	8,620.00	68,002.50	104,018.80	187,021.00	410,245.00		2,734.00
Representation Expenses	5028903000	800,000.00		800,000.00	2,953.00	40,200.35	88,581.76	165,351.20	276,885.31	19,100.00	127,403.35	33,467.00	251,978.11	524,813.69	23,108.20		23,108.20
Rent - Building and Structures	5028905001	60,000.00	(10,000.00)	50,000.00													
Rent - Living Quarters	5028905005	200,000.00	110,000.00	310,000.00	8,305.00		299,705.00	7,895.00	308,605.00				178,708.00	110,895.00	269,300.00		8,305.00
Membership Dues and Contributions to Organizations	5028906000	200,000.00		200,000.00											200,000.00		
Subsequent Expenses	5029007000	100,000.00		100,000.00				6,103.00	6,103.00					170,693.00	63,827.00		(164,490.00)
Other Maintenance and Operating Expenses	5029009000	4,200,100.00	1,361,698.38	5,592,298.38	816,108.83	746,150.30	90,401.00	3,914,062.48	5,597,362.51	719,028.38	289,824.30	973,320.85	3,446,761.78	5,438,925.31	24,933.67		128,437.20
Capital Outlay	1060400000	41,201,275.00		41,201,275.00	2,991,127.49	5,642,670.60	1,687,936.90	7,837,033.07	17,920,877.69	3,399,061.84	5,110,657.10	1,972,912.75	2,693,627.81	12,867,099.00	23,200,697.34		5,033,479.89
Buildings and Other Structures	1060400000	13,365,000.00		13,365,000.00	451,000.00	1,806,658.00	116,680.00	6,140,919.87	7,350,768.17	1,651,971.64	924,038.63	1,789,684.81	4,276,674.65	6,904,631.63	3,104,203.82		
Buildings	1060400000	1,000,000.00		1,000,000.00	48,400.00				48,400.00					48,400.00			
Buildings	1060400000	1,000,000.00		1,000,000.00	48,400.00				48,400.00					48,400.00			
Buildings	1060400000	6,780,000.00		6,780,000.00	570,238.50			3,888,616.10	4,659,753.60			824,038.80	983,201.64	1,221,249.34	1,221,249.34		2,651,423.62
Buildings	1060400000	5,780,000.00		5,780,000.00	488,816.10			3,888,616.10	4,378,763.69			824,038.80	983,201.64	1,607,330.14	1,607,330.14		2,651,423.62
Other Structures	1060400000	8,585,000.00		8,585,000.00	403,500.00		116,680.00	1,267,484.51	2,778,014.51	1,051,971.64			789,272.87	2,320,144.51	3,811,985.48		452,879.60
Other Structures	1060400000	8,585,000.00		8,585,000.00	403,500.00		116,680.00	1,267,484.51	2,778,014.51	1,051,971.64			789,272.87	2,320,144.51	3,811,985.48		452,879.60
Machinery and Equipment	1060500000	10,371,275.00		10,371,275.00	1,653,111.66	1,336,820.00	1,441,146.00	2,622,214.00	5,053,303.60	1,895,000.00	1,366,209.66	1,072,912.75	633,753.00	5,637,874.35	12,416,310.25		876,894.00
Office Equipment	1060502000	4,692,475.00		4,692,475.00	450,775.00		248,120.00	317,640.00	849,100.00	1,978,734.00	38,800.00	38,800.00	457,410.00	105,030.00	665,840.00		979,994.00
Office Equipment	1060502000	4,692,475.00		4,692,475.00	450,775.00		248,120.00	317,640.00	849,100.00	1,978,734.00	38,800.00	38,800.00	457,410.00	105,030.00	665,840.00		979,994.00
Information and Communication Technology Equipment	1060503000	7,000,000.00		7,000,000.00	268,398.80	750,000.00	1,124,506.00	1,811,245.00	4,064,062.60	1,500,000.00	1,018,309.60	1,124,508.00		3,642,817.60	2,048,037.60		411,245.00
Information and Communication Technology Equipment	1060503000	7,000,000.00		7,000,000.00	268,398.80	750,000.00	1,124,506.00	1,811,245.00	4,064,062.60	1,500,000.00	1,018,309.60	1,124,508.00		3,642,817.60	2,048,037.60		411,245.00
Agricultural and Forestry Equipment	1060504000												81,800.00	81,800.00			(81,800.00)
Agricultural and Forestry Equipment	1060504000												81,800.00	81,800.00			(81,800.00)
Medical Equipment	1060510000	1,500,000.00		1,500,000.00				81,770.00	81,770.00						1,438,230.00		81,770.00
Medical Equipment	1060510000	1,500,000.00		1,500,000.00				81,770.00	81,770.00						1,438,230.00		81,770.00
Other Machinery and Equipment	1060590000	6,178,800.00		6,178,800.00	824,027.00	340,700.00			1,164,727.00	28,489.00	210,300.00	300,994.75	468,733.00	1,107,516.75	9,014,073.00		57,210.26
Other Machinery and Equipment	1060590000	6,178,800.00		6,178,800.00	824,027.00	340,700.00			1,164,727.00	28,489.00	210,300.00	300,994.75	468,733.00	1,107,516.75	9,014,073.00		57,210.26
Transportation Equipment	1060600000	3,000,000.00		3,000,000.00				89,600.00	2,899,600.00				69,600.00	2,568,800.00	431,200.00		
Motor Vehicles	1060601000	3,000,000.00		3,000,000.00				89,600.00	2,899,600.00				69,600.00	2,568,800.00	431,200.00		
Motor Vehicles	1060601000	3,000,000.00		3,000,000.00				89,600.00	2,899,600.00				69,600.00	2,568,800.00	431,200.00		
Furniture, Fixtures and Books	1060700000	1,000,000.00		1,000,000.00					39,200.00					39,200.00	840,800.00		39,200.00
Furniture and Fixtures	1060701000	1,000,000.00		1,000,000.00					39,200.00					39,200.00	840,800.00		39,200.00
Furniture and Fixtures	1060701000	1,000,000.00		1,000,000.00					39,200.00					39,200.00	840,800.00		39,200.00
Property, Plant and Equipment	5004000000	4,485,000.00		4,485,000.00	976,115.89			976,115.89	183,741.00				321,400.00	604,450.00	3,488,854.11		471,605.89
Other Property, Plant and Equipment	5004009000	4,485,000.00		4,485,000.00	976,115.89			976,115.89	183,741.00				321,400.00	604,450.00	3,488,854.11		471,605.89
Other Property, Plant and Equipment	5004009000	4,485,000.00		4,485,000.00	976,115.89			976,115.89	183,741.00				321,400.00	604,450.00	3,488,854.11		471,605.89
GRAND TOTAL		122,308,875.00	1,361,898.38	123,700,371.29	14,676,623.69	16,082,186.00	7,461,676.48	25,546,115.69	63,739,601.28	15,519,017.29	15,673,852.84	6,794,362.06	19,484,260.19	69,372,402.38	69,061,771.12		4,266,199.89


Certified Correct:

Certified Correct:


Recommended By:

Approved By:

9/26/2019



Absulio, Marie Christine

Agency Budget Officer
Date: 29/Jan/2018



Magdame, Sherelyn

Agency Chief Accountant
Date:

FAR 2A


Abejo, Maria Gorazon

Director, FMS
Date: 29/Jan/2018


Placino, Mito

Head of Agency or Authorized
Representative
Date: 30/Jan/2018

This report was generated using the Unified Reporting System on 26/09/2019 15:10