

STATEMENT OF APPROVED BUDGET, UTILIZATIONS, DISBURSEMENTS AND BALANCES
As of the Quarter Ending September 30, 2014

FAR No. 2

Department
Agency
Operating Unit
Organization Code (UACS)
Funding Source Code (as clustered):

State Universities and Colleges
Southern Luzon State University
05-041-00-00000
05-2-96-441 (e.g. Old Fund Code: 101,102, 151)

Particulars	UACS CGDE	Approved Budget			Budget Utilization					Disbursements					BALANCES			
		Approved Budgeted Revenue	Adjustments (Additions, Reductions, Realignment)	Adjusted Budgeted Revenue	1st Quarter	2nd Quarter	3rd Quarter	4th Quarter	Total	1st Quarter	2nd Quarter	3rd Quarter	4th Quarter	Total	Unutilized Budget	Unpaid Utilizations (16-15) = (17+18)		
					Ending March 31	Ending June 30	Ending Sept. 30	Ending Dec. 31		Ending March 31	Ending June 30	Ending Sept. 30	Ending Dec. 31			Due and Demandable / Accounts Payable	Not Yet Due and Demandable	
1	2	3	4	5=(3+(-)4)	6	7	8	9	10=(6+7+8+9)	11	12	13	14	15=(11+12+13+14)	16=(5-10)	17	18	
I. Agency Approved Budget																		
General Administration and Support																		
General Administration and Supervision																		
PAP		24,528,000.00	-	24,528,000.00	2,347,121.18	3,580,849.29	5,523,255.92		11,451,226.39	1,953,880.55	2,455,873.10	1,680,957.78		6,090,721.44	13,076,773.61		5,360,504.95	
PS		14,013,000.00		14,013,000.00	1,523,229.37	2,345,375.89	3,194,395.47		7,063,000.53	1,438,098.74	2,153,861.77	75,677.29		3,668,437.80	6,949,999.47		3,394,582.73	
MOOE		5,270,000.00		5,270,000.00	361,491.81	453,597.60	1,674,960.20		2,510,049.61	381,481.81	179,436.33	671,959.25		2,759,950.39	1,277,162.22		1,277,162.22	
CO		5,245,000.00		5,245,000.00	442,400.00	781,876.00	653,900.25		1,878,176.25	133,500.00	122,575.00	933,321.25		1,189,396.25	3,366,923.75		688,790.00	
Support to Operations													15,221.90	15,221.90			(15,221.90)	
PAP													15,221.90	15,221.90			(15,221.90)	
PS													15,221.90	15,221.90			(15,221.90)	
MOOE																		
CO																		
Operations																		
Advanced Education Services		133,615,000.00	-	133,615,000.00	26,404,455.25	8,771,932.58	47,911,611.77		76,979,507.33	16,172,191.29	10,049,183.33	21,383,060.18		47,604,434.30	40,667,526.21		27,463,788.57	
PAP		2,700,000.00	-	2,700,000.00	574,169.66	399,946.70	1,058,065.00		2,032,181.36	574,169.66	283,644.42	721,178.28		1,578,992.36	667,818.64		453,189.00	
PS		2,700,000.00		2,700,000.00	574,169.66	399,946.70	1,058,065.00		2,032,181.36	574,169.66	283,644.42	721,178.28		1,578,992.36	667,818.64		453,189.00	
MOOE																		
Fin Exp (if applicable)																		
CO																		
Higher Education Services		110,470,000.00	-	110,470,000.00	19,655,241.19	8,042,134.25	44,485,714.09		72,183,089.43	15,449,220.33	9,765,338.91	19,855,781.97		45,070,541.11	38,286,909.57		27,112,549.32	
PAP																		
PS		33,560,000.00		33,560,000.00	9,156,529.00	4,844,098.52	15,630,884.18		29,631,511.70	9,108,912.89	4,733,676.32	6,468,630.66		20,311,219.87	3,928,488.30		9,320,291.83	
MOOE		22,810,000.00		22,810,000.00	1,625,206.00	805,659.23	4,782,038.12		7,212,903.35	1,625,206.00	655,102.34	1,435,679.71		3,715,986.05	15,597,096.65		3,498,915.30	
Fin Exp (if applicable)																		
CO		54,100,000.00		54,100,000.00	8,873,506.19	2,392,376.50	24,072,792.69		35,338,675.38	4,715,101.44	4,376,760.25	11,951,471.50		21,043,333.19	18,761,324.62		14,295,342.19	
Research Services		10,450,000.00	-	10,450,000.00	175,044.40	280,351.63	2,211,639.51		2,667,035.54	136,201.30		691,828.03		828,029.33	810,000.00		(72,277.75)	
PAP																		
PS		1,000,000.00		1,000,000.00	20,835.60				20,835.60					20,835.60				
MOOE		8,450,000.00		8,450,000.00	154,208.80	251,451.63	2,050,539.51		2,456,199.94	107,301.30		437,614.68		544,915.58				
Fin Exp (if applicable)																		
CO		1,000,000.00		1,000,000.00		28,900.00	161,100.00		190,000.00			233,377.75		262,277.75	810,000.00		(72,277.75)	


STATEMENT OF APPROVED BUDGET, UTILIZATIONS, DISBURSEMENTS AND BALANCES
As of the Quarter Ending September 30, 2014


FAR No. 2


Department
Agency
Operating Unit
Organization Code (UACS)
Funding Source Code (as clustered):


State Universities and Colleges
Southern Luzon State University
88-841-60-60869
05-2-06-444 (e.g. Old Fund Code: 101,102, 151)

Particulars	UACS CODE	Approved Budget			Budget Utilization					Disbursements					BALANCES		
		Approved Budgeted Revenue	Adjustments (Additions, Reductions, Realignment)	Adjusted Budgeted Revenue	1st Quarter	2nd Quarter	3rd Quarter	4th Quarter	Total	1st Quarter	2nd Quarter	3rd Quarter	4th Quarter	Total	Unutilized Budget	Unpaid Utilizations (10-15) = (17+18)	
					Ending March 31	Ending June 30	Ending Sept. 30	Ending Dec. 31		Ending March 31	Ending June 30	Ending Sept. 30	Ending Dec. 31			Due and Demandable / Accounts Payable	Not Yet Due and Demandable
1	2	3	4	5=(3+(-4))	6	7	8	9	10=(6+7+8+9)	11	12	13	14	15=(11+12+13+14)	16=(5-10)	17	18
Extension Services		1,000,000.00	-	1,000,000.00	-	49,500.00	156,192.27		97,200.00	12,600.00		114,272.00		126,872.00	902,800.00	(29,672.00)	
PAP																	
PS		1,000,000.00		1,000,000.00			108,492.27					17,072.00		17,072.00	1,000,000.00	(17,072.00)	
MOOE						49,500.00	47,700.00		97,200.00	12,600.00		97,200.00		109,800.00	(97,200.00)	(12,600.00)	
Fin Exp.(if applicable)															8,995,000.00	-	
CO		8,995,000.00		8,995,000.00											8,995,000.00	-	
Investment Outlay																	
Investment Outlay		8,995,000.00		8,995,000.00											8,995,000.00	-	
GRAND TOTAL		158,143,000.00		158,143,000.00	22,751,576.43	12,352,781.07	53,434,867.69		89,430,733.72	18,126,081.84	12,505,056.43	23,064,017.97		53,695,156.24	69,712,266.28	34,735,577.46	
PS		51,273,000.00		51,273,000.00	11,274,763.63	7,589,420.91	19,883,344.65		38,747,529.19	11,121,881.29	7,171,182.51	7,286,321.83		25,579,485.63	69,603,774.01	34,844,069.75	
MOOE		37,530,000.00		37,530,000.00	2,160,906.61	1,510,708.46	8,616,030.10		12,287,545.17	2,113,999.11	834,538.57	2,562,325.64		5,510,863.42	12,525,470.81	13,168,043.56	
CO		60,345,000.00		60,345,000.00	9,316,906.19	3,252,652.50	24,935,492.94		37,504,051.63	4,890,101.44	4,499,335.25	13,215,370.50		22,604,807.19	25,242,354.83	6,776,781.75	
Investment Outlay		8,995,000.00		8,995,000.00								0.00		22,604,807.19	22,840,948.37	14,699,244.44	
Allocation by BFO:																	
Advanced Education Services		2,700,000.00		2,700,000.00	574,169.66	399,948.70	1,058,065.00		2,032,181.36	574,169.66	283,644.42	721,176.28		1,578,992.36	47,532,000.40	29,483,584.80	
Higher Education Services		170,470,000.00		170,470,000.00	19,685,241.19	8,042,134.25	44,495,714.99		72,183,090.43	15,449,220.33	9,768,538.91	19,855,781.87		45,070,541.11	607,818.64	453,189.00	
Research Services		10,450,000.00		10,450,000.00	175,044.40	280,351.63	2,211,639.51		2,667,035.58	136,201.30	691,828.03			38,286,909.57	27,112,549.32		
Extension Services		1,000,000.00		1,000,000.00		49,500.00	156,192.27		205,892.27	12,600.00		114,272.00		7,792,954.46	1,839,006.21		
Investment Outlay		8,995,000.00		8,995,000.00										794,307.73	79,820.27		

Certified Correct:  MARIA CHRISTINE D. ASULIO
Budget Officer

Certified Correct:  ERWIN D. VILLAVERDE
Chief Accountant

Recommending Approval:  MILA G. PLACING
Vice President - Admin. & Fin. Affairs

Approved By:  DR. CECILIA N. GASCON
University President

Date: _____ Date: _____ Date: _____ Date: _____