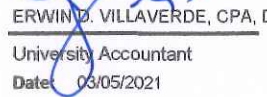


As at the Quarter Ending December 31, 2020

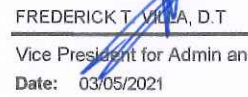
Department : State Universities and Colleges (SUCs)
 Agency : Southern Luzon State University
 Operating Unit : < not applicable >
 Organization Code : 08 041 0000000
 Fund Cluster : 05 - Internally Generated Funds

Classification/Sources of Revenue and Other Receipts	UACS CODE	REVENUE TARGET (Annual) per BESF	Actual Revenue and Other Receipts Collections					Cumulative Remittance/Deposits to Date			Variance		Remarks
			1st Quarter Ending March 31	2nd Quarter Ending June 30	3rd Quarter Ending Sept. 30	4th Quarter Ending Dec. 31	Total	Remittance to BTr	Deposited with AGDB	TOTAL	Amount	%	
1	2	3	4	5	6	7	8=[(6+)-7]-8+9]	9	10	11=(9+10)	12=(8-3)	13=(12/3)	14
Internally Generated Funds		122,477,000.00	8,604,874.22	22,777,848.88	10,695,655.71	108,485,780.36	150,564,159.17	0.00	0.00	0.00	28,087,159.17	23 %	
Revenue Collections		122,477,000.00	8,604,874.22	22,777,848.88	10,695,655.71	108,485,780.36	150,564,159.17	0.00	0.00	0.00	28,087,159.17	23 %	
Cash Revenue		122,477,000.00	8,604,874.22	22,777,848.88	10,695,655.71	108,485,780.36	150,564,159.17	0.00	0.00	0.00	28,087,159.17	23 %	
Non-Tax		122,477,000.00	8,604,874.22	22,777,848.88	10,695,655.71	108,485,780.36	150,564,159.17	0.00	0.00	0.00	28,087,159.17	23 %	
Fines and Penalties - Service Income	4020114000	0.00	7,842.00	0.00	0.00	0.00	7,842.00	0.00	0.00	0.00	7,842.00	0 %	
Tuition Fees	4020201001	67,732,000.00	1,533,102.00	20,749,315.00	8,441,549.48	75,185,080.00	103,909,026.48	0.00	0.00	0.00	36,177,026.48	53 %	
Income Collected from Students	4020201002	21,577,000.00	1,261,965.00	190,250.00	2,862,450.00	21,531,417.82	25,845,782.82	0.00	0.00	0.00	4,268,782.82	20 %	
Income from Other Sources	4020201003	6,295,000.00	812,035.00	764,291.00	294,810.00	2,412,616.00	4,283,752.00	0.00	0.00	0.00	(2,011,248.00)	-32 %	
Affiliation Fees	4020202000	0.00	979,777.38	200.00	55,229.70	1,605,409.38	2,640,616.46	0.00	0.00	0.00	2,640,616.46	0 %	
Rent/Lease Income	4020205000	0.00	603,389.32	87,595.00	185,270.00	1,180,880.08	2,057,114.40	0.00	0.00	0.00	2,057,114.40	0 %	
Other Business Income	4020299099	28,873,000.00	1,656,763.52	986,197.88	856,346.53	4,421,581.08	7,920,889.01	0.00	0.00	0.00	(18,952,110.99)	-71 %	
Assistance from Local Government Units	4030103000	0.00	1,750,000.00	0.00	0.00	2,149,136.00	3,899,136.00	0.00	0.00	0.00	3,899,136.00	0 %	
TOTAL		122,477,000.00	8,604,874.22	22,777,848.88	10,695,655.71	108,485,780.36	150,564,159.17	0.00	0.00	0.00	28,087,159.17	23 %	


Certified Correct:


 ERWIN D. VILLAVARDE, CPA, DBA
 University Accountant
 Date: 03/05/2021

Recommending Approval:


 FREDERICK T. VILLA, D.T
 Vice President for Admin and Finance
 Date: 03/05/2021

Approved By:


 DORACIE B. ZOLETA NANTES, Ph.D
 University President
 Date: 03/05/2021