


QUARTERLY REPORT OF REVENUE AND OTHER RECEIPTS
As at the Quarter Ending September 30, 2022


Department : State Universities and Colleges (SUCs)
 Agency : Southern Luzon State University
 Operating Unit : < not applicable >
 Organization Code (UACS) : 08 041 0000000
 Fund Cluster : 05 - Internally Generated Funds

Classification/Sources of Revenue and Other Receipts	UACS CODE	REVENUE TARGET (Annual) per BESF	Actual Revenue and Other Receipts Collections					Cumulative Remittance/Deposits to Date			Variance		Remarks
			1st Quarter Ending March 31	2nd Quarter Ending June 30	3rd Quarter Ending Sept. 30	4th Quarter Ending Dec. 31	Total	Remittance to BTr	Deposited with AGDB	TOTAL	Amount	%	
1	2	3	4	5	6	7	8=[(6+(-)7)-8+9]	9	10	11=(9+10)	12=(8-3)	13=(12/3)	14
Internally Generated Funds		0.00	10,489,287.85	90,315,774.87	85,341,805.99	0.00	186,146,868.71	0.00	0.00	0.00	186,146,868.71	0%	
Revenue Collections		0.00	10,489,287.85	90,315,774.87	85,341,805.99	0.00	186,146,868.71	0.00	0.00	0.00	186,146,868.71	0%	
Cash Revenue		0.00	10,489,287.85	90,315,774.87	85,341,805.99	0.00	186,146,868.71	0.00	0.00	0.00	186,146,868.71	0%	
Non-Tax		0.00	10,489,287.85	90,315,774.87	85,341,805.99	0.00	186,146,868.71	0.00	0.00	0.00	186,146,868.71	0%	
Tuition Fees	4020201001	0.00	1,697,875.00	63,312,683.00	72,916,255.00	0.00	137,926,813.00	0.00	0.00	0.00	137,926,813.00	0%	
Income Collected from Students	4020201002	0.00	1,080,540.00	17,298,230.00	1,557,420.00	0.00	19,936,190.00	0.00	0.00	0.00	19,936,190.00	0%	
Income from Other Sources	4020201003	0.00	1,036,130.40	1,907,735.00	4,438,972.50	0.00	7,382,837.90	0.00	0.00	0.00	7,382,837.90	0%	
Affiliation Fees	4020202000	0.00	1,726,783.02	1,835,312.46	1,657,858.82	0.00	5,219,954.30	0.00	0.00	0.00	5,219,954.30	0%	
Rent/Lease Income	4020205000	0.00	122,916.00	448,187.00	760,504.83	0.00	1,331,607.83	0.00	0.00	0.00	1,331,607.83	0%	
Fines and Penalties - Business Income	4020223000	0.00	0.00	0.00	0.00	0.00	0.00	0.00	0.00	0.00	0.00	0%	
Other Business Income	4020299099	0.00	2,462,944.15	3,034,514.69	2,771,969.55	0.00	8,269,428.39	0.00	0.00	0.00	8,269,428.39	0%	
Assistance from Local Government Units	4030103000	0.00	1,743,112.00	875,000.00	875,000.00	0.00	3,493,112.00	0.00	0.00	0.00	3,493,112.00	0%	
Income from Grants and Donations in Cash	4040201000	0.00	113,930.00	1,085,250.00	4,250.00	0.00	1,203,430.00	0.00	0.00	0.00	1,203,430.00	0%	
Miscellaneous Income	4080999000	0.00	505,057.28	518,862.72	359,575.29	0.00	1,383,495.29	0.00	0.00	0.00	1,383,495.29	0%	
TOTAL		0.00	10,489,287.85	90,315,774.87	85,341,805.99	0.00	186,146,868.71	0.00	0.00	0.00	186,146,868.71	0%	


Certified Correct:


 MARIA CRISTINE D. ABSULIO
 Budget Officer
 Date: 10/26/22 06:10 AM


Certified Correct:


 ERWIN D. VILLAVARDE, CPA, DBA
 Accountant III
 Date: 10/26/22 6:24 AM

Recommending Approval:


 FREDERICK T. VILLA, D.T.
 Vice-President for Admin and Financial Affairs
 Date: 10/26/22 5:20 PM

Approved By:


 DORACIE B. ZOLETA-NANTES, PH.D.
 University President
 Date: 10/26/22 5:45 PM