

SUMMARY OF APPROPRIATIONS, ALLOTMENTS, OBLIGATIONS, DISBURSEMENTS AND BALANCES BY OBJECT OF EXPENDITURES
As at the Quarter Ending September 30, 2022

Department: State Universities and Colleges (SUCs)
 Agency/Entity: Southern Luzon State University
 Operating Unit: < not applicable >
 Organization Code (UACB): 03 041 000000
 Fund Cluster: 01 Regular Agency Fund
 (e.g. UACB Fund Cluster: 01-Regular Agency Fund, 02-Foreign Assisted Projects Fund, 03-Special Account-Locally Funded/Domestic Grants Fund, and 04-Special Account-Foreign Assisted/Foreign Grants Fund)

	Current Year Appropriations
	Supplemental Appropriations
X	Continuing Appropriations

Particulars	UACB CODE	Appropriations					Allotments		Obligations					Disbursements				Balances				
		Authorized Appropriations	Adjusted Appropriations	Allotments Received	Adjustments (Reductions, Modifications/ Augmentations)	Transfer To	Transfer From	Adjusted Allotments	1st Quarter Ending March 31	2nd Quarter Ending June 30	3rd Quarter Ending Sept. 30	4th Quarter Ending Dec. 31	TOTAL	1st Quarter Ending March 31	2nd Quarter Ending June 30	3rd Quarter Ending Sept. 30	4th Quarter Ending Dec. 31	TOTAL	Unreleased Appropriations	Unobligated Allotments	Unpaid Obligations (15-20)*(23+24)	
		4	5e(3+4)	6	7	8	9	10=(8)+(7)-(9)	11	12	13	14	15=(11+12+13+14)	16	17	18	19	20=(16+17+18+19)	21=(5-10)	22=(10-15)	23	24
SUMMARY		12,580,405.00	12,580,405.00	12,580,405.00	0.00	0.00	0.00	12,580,405.00	352,907.85	409,278.94	887,083.09	0.00	1,629,847.88	144,874.95	481,083.71	313,149.90	0.00	939,208.56	0.00	10,950,557.07	0.00	620,839.43
CONTINUING APPROPRIATIONS		12,580,405.00	12,580,405.00	12,580,405.00	0.00	0.00	0.00	12,580,405.00	352,907.85	409,278.94	887,083.09	0.00	1,629,847.88	144,874.95	481,083.71	313,149.90	0.00	939,208.56	0.00	10,950,557.07	0.00	620,839.43
1. Agency Specific Budget		12,580,405.00	12,580,405.00	12,580,405.00	0.00	0.00	0.00	12,580,405.00	352,907.85	409,278.94	887,083.09	0.00	1,629,847.88	144,874.95	481,083.71	313,149.90	0.00	939,208.56	0.00	10,950,557.07	0.00	620,839.43
Maintenance and Other Operating Expenses		3,018,258.96	3,018,258.96	3,018,258.96	0.00	0.00	0.00	3,018,258.96	352,907.85	409,278.94	790,575.00	0.00	1,552,759.80	144,874.95	481,083.71	313,149.90	0.00	939,208.56	0.00	1,469,490.96	0.00	613,551.43
Traveling Expenses	502010000	76,873.27	76,873.27	76,873.27	0.00	0.00	0.00	76,873.27	1,540.00	74,248.00	0.00	0.00	75,788.00	0.00	69,228.00	0.00	0.00	69,228.00	0.00	885.27	0.00	6,502.00
Traveling Expenses - Local	502010100	76,873.27	76,873.27	76,873.27	0.00	0.00	0.00	76,873.27	1,540.00	74,248.00	0.00	0.00	75,788.00	0.00	69,228.00	0.00	0.00	69,228.00	0.00	885.27	0.00	6,502.00
Training and Scholarship Expenses	502020000	183,483.29	183,483.29	183,483.29	0.00	0.00	0.00	183,483.29	0.00	53,784.15	109,757.85	0.00	162,522.00	0.00	11,574.00	69,254.55	0.00	80,828.55	0.00	941.29	0.00	81,833.45
Training Expenses	502020100	183,483.29	183,483.29	183,483.29	0.00	0.00	0.00	183,483.29	0.00	53,784.15	109,757.85	0.00	162,522.00	0.00	11,574.00	69,254.55	0.00	80,828.55	0.00	941.29	0.00	81,833.45
Supplies and Materials Expenses	502030000	387,812.49	387,812.49	387,812.49	0.00	0.00	0.00	387,812.49	0.00	79,149.35	248,751.40	0.00	325,900.75	0.00	33,863.75	128,048.69	0.00	158,912.44	0.00	42,011.74	0.00	103,883.31
Office Supplies Expenses	502030100	128,701.91	128,701.91	128,701.91	0.00	0.00	0.00	128,701.91	0.00	32,449.35	91,460.41	0.00	123,909.73	0.00	13,863.75	45,827.70	0.00	59,491.45	0.00	4,792.15	0.00	64,118.31
Office Supplies Expenses	502030102	128,701.91	128,701.91	128,701.91	0.00	0.00	0.00	128,701.91	0.00	32,449.35	91,460.41	0.00	123,909.73	0.00	13,863.75	45,827.70	0.00	59,491.45	0.00	4,792.15	0.00	64,118.31
Fuel, Oil and Lubricants Expenses	502030200	47,985.89	47,985.89	47,985.89	0.00	0.00	0.00	47,985.89	0.00	0.00	47,985.89	0.00	47,985.89	0.00	0.00	47,985.89	0.00	47,985.89	0.00	0.00	0.00	0.00
Textbooks and Instructional Materials Expenses	502031000	25,375.00	25,375.00	25,375.00	0.00	0.00	0.00	25,375.00	0.00	0.00	0.00	0.00	0.00	0.00	0.00	0.00	0.00	0.00	0.00	25,375.00	0.00	0.00
Textbooks and Instructional Materials Expenses	502031100	25,375.00	25,375.00	25,375.00	0.00	0.00	0.00	25,375.00	0.00	0.00	0.00	0.00	0.00	0.00	0.00	0.00	0.00	0.00	0.00	25,375.00	0.00	0.00
Other Supplies and Materials Expenses	502039000	195,869.69	195,869.69	195,869.69	0.00	0.00	0.00	195,869.69	0.00	46,700.00	107,325.10	0.00	154,025.10	0.00	17,000.00	34,455.10	0.00	51,455.10	0.00	11,844.59	0.00	102,570.00
Utility Expenses	502040000	10,790.95	10,790.95	10,790.95	0.00	0.00	0.00	10,790.95	0.00	0.00	0.00	0.00	0.00	0.00	0.00	0.00	0.00	0.00	0.00	10,790.95	0.00	0.00
Water Expenses	502040100	9,834.54	9,834.54	9,834.54	0.00	0.00	0.00	9,834.54	0.00	0.00	0.00	0.00	0.00	0.00	0.00	0.00	0.00	0.00	0.00	9,834.54	0.00	0.00
Electricity Expenses	502040200	956.41	956.41	956.41	0.00	0.00	0.00	956.41	0.00	0.00	0.00	0.00	0.00	0.00	0.00	0.00	0.00	0.00	0.00	956.41	0.00	0.00
Communication Expenses	502050000	531,385.71	531,385.71	531,385.71	0.00	0.00	0.00	531,385.71	10,010.00	2,400.00	18,783.58	0.00	31,193.58	8,015.00	4,000.00	18,783.58	0.00	30,798.58	0.00	500,122.13	0.00	385.00
Telephone Expenses	502050300	30,810.10	30,810.10	30,810.10	0.00	0.00	0.00	30,810.10	9,615.00	2,400.00	18,783.58	0.00	30,798.58	8,015.00	4,000.00	18,783.58	0.00	30,798.58	0.00	11.52	0.00	0.00
Mobile	502050700	13,428.52	13,428.52	13,428.52	0.00	0.00	0.00	13,428.52	9,615.00	2,400.00	1,600.00	0.00	13,415.00	8,015.00	4,000.00	1,600.00	0.00	13,415.00	0.00	11.52	0.00	0.00
Landline	502050202	17,383.58	17,383.58	17,383.58	0.00	0.00	0.00	17,383.58	0.00	0.00	17,383.58	0.00	17,383.58	0.00	0.00	17,383.58	0.00	17,383.58	0.00	0.00	0.00	0.00
Internet Subscription Expenses	502050200	500,000.81	500,000.81	500,000.81	0.00	0.00	0.00	500,000.81	0.00	0.00	0.00	0.00	0.00	0.00	0.00	0.00	0.00	0.00	0.00	200,000.81	0.00	0.00
Cable, Satellite, Telegraph and Radio Expenses	502050600	575.00	575.00	575.00	0.00	0.00	0.00	575.00	325.00	0.00	0.00	0.00	345.00	0.00	0.00	0.00	0.00	0.00	0.00	180.00	0.00	325.00
STAFF ASSISTANCE: EXPENSES AND DISBURSEMENTS	502070000	259,287.15	259,287.15	259,287.15	0.00	0.00	0.00	259,287.15	0.00	130,930.00	127,822.18	0.00	259,752.18	0.00	112,300.00	59,787.18	0.00	172,147.18	0.00	514.97	0.00	85,605.00
Research, Exploration and Development Expenses	502070200	259,287.15	259,287.15	259,287.15	0.00	0.00	0.00	259,287.15	0.00	130,930.00	127,822.18	0.00	259,752.18	0.00	112,300.00	59,787.18	0.00	172,147.18	0.00	514.97	0.00	85,605.00

This report was generated using the Unified Reporting System on rule version FAR1A.1.1 ; Status : SUBMITTED

Department: State Universities and Colleges (SUCS)
 Agency/Entity: Southern Luzon State University
 Operating Unit: < not applicable >
 Organization Code (UACS): 03 041 000000
 Fund Cluster: 01 Regular Agency Fund

	Current Year Appropriations
	Supplemental Appropriations
X	Continuing Appropriations

(e.g. UACS Fund Cluster: 01-Regular Agency Fund, 02-Foreign Assisted Projects Fund, 03-Special Account-Locally Funded/Domestic Grants Fund, and 04-Special Account-Foreign Assisted/Foreign Grants Fund)

Particulars	UACS CODE	Appropriations				Allotments					Obligations				Disbursements				Balances				
		Authorized Appropriations	Adjustments (Transfer To/From, Modifications/ Augmentations)	Adjusted Appropriations	Allotments Received	Adjustments (Reductions, Modifications/ Augmentations)	Transfer To	Transfer From	Adjusted Allotments	1st Quarter Ending March 31	2nd Quarter Ending June 30	3rd Quarter Ending Sept. 30	4th Quarter Ending Dec. 31	TOTAL	1st Quarter Ending March 31	2nd Quarter Ending June 30	3rd Quarter Ending Sept. 30	4th Quarter Ending Dec. 31	TOTAL	Unreleased Appropriations	Unobligated Allotments	Unpaid Obligations (15-20)+(23+24)	Due and Demandable
1	2	3	4	5=(3+4)	6	7	8	9	10=(8+9)-896	11	12	13	14	15=(11+12+13+14)	16	17	18	19	20=(16+17+18+19)	21=(5-10)	22=(10-15)	23	24
Research, Exploration and Development Expenses	5020702002	250,267.15	0.00	250,267.15	250,267.15	0.00	0.00	0.00	250,267.15	0.00	150,830.00	127,822.18	0.00	250,752.18	0.00	112,390.00	59,787.18	0.00	172,147.18	0.00	514.87	0.00	85,905.00
Confidential, Intelligence and Extraordinary Expenses	5021002000	4,510.05	0.00	4,510.05	4,510.05	0.00	0.00	0.00	4,510.05	0.00	0.00	0.00	0.00	0.00	0.00	0.00	0.00	0.00	4,510.05	0.00	4,510.05	0.00	0.00
Extraordinary and Miscellaneous Expenses	5021003000	4,510.05	0.00	4,510.05	4,510.05	0.00	0.00	0.00	4,510.05	0.00	0.00	0.00	0.00	0.00	0.00	0.00	0.00	0.00	4,510.05	0.00	4,510.05	0.00	0.00
Professional Services	5021100000	0.00	0.00	0.00	0.00	0.00	0.00	0.00	0.00	0.00	0.00	0.00	0.00	0.00	0.00	0.00	0.00	0.00	0.00	0.00	0.00	0.00	0.00
Other Professional Services	5021190000	0.00	0.00	0.00	0.00	0.00	0.00	0.00	0.00	0.00	0.00	0.00	0.00	0.00	0.00	0.00	0.00	0.00	0.00	0.00	0.00	0.00	0.00
General Services	5021200000	153,874.29	0.00	153,874.29	153,874.29	0.00	0.00	0.00	153,874.29	136,959.95	420.43	3,404.81	0.00	140,785.24	136,959.95	0.00	402.65	0.00	137,382.60	0.00	13,089.05	0.00	3,422.64
Janitorial Services	5021202000	140,785.34	0.00	140,785.34	140,785.34	0.00	0.00	0.00	140,785.34	136,959.95	420.43	3,404.81	0.00	140,785.24	136,959.95	0.00	402.65	0.00	137,382.60	0.00	0.00	0.00	3,422.64
Security Services	5021203000	13,089.05	0.00	13,089.05	13,089.05	0.00	0.00	0.00	13,089.05	0.00	0.00	0.00	0.00	0.00	0.00	0.00	0.00	0.00	13,089.05	0.00	13,089.05	0.00	0.00
Repairs and Maintenance	5021300000	143,171.10	0.00	143,171.10	143,171.10	0.00	0.00	0.00	143,171.10	0.00	16,735.00	44,114.01	0.00	60,849.01	0.00	0.00	36,873.25	0.00	36,873.25	0.00	62,322.00	0.00	21,875.75
Repairs and Maintenance - Building and/or Structures	5021304000	85,873.53	0.00	85,873.53	85,873.53	0.00	0.00	0.00	85,873.53	0.00	16,735.00	20,138.25	0.00	36,873.25	0.00	0.00	36,873.25	0.00	36,873.25	0.00	0.28	0.00	0.00
Buildings	5021304001	85,873.53	0.00	85,873.53	85,873.53	0.00	0.00	0.00	85,873.53	0.00	16,735.00	20,138.25	0.00	36,873.25	0.00	0.00	36,873.25	0.00	36,873.25	0.00	0.10	0.00	0.00
School Buildings	5021304002	0.18	0.00	0.18	0.18	0.00	0.00	0.00	0.18	0.00	0.00	0.00	0.00	0.00	0.00	0.00	0.00	0.00	0.00	0.00	0.18	0.00	0.00
Repairs and Maintenance - Machinery and Equipment	5021305000	62,297.99	0.00	62,297.99	62,297.99	0.00	0.00	0.00	62,297.99	0.00	0.00	23,245.78	0.00	23,245.78	0.00	0.00	0.00	0.00	23,245.78	0.00	69,956.23	0.00	23,245.78
Information and Communication Technology Equipment	5021305003	62,297.99	0.00	62,297.99	62,297.99	0.00	0.00	0.00	62,297.99	0.00	0.00	23,245.78	0.00	23,245.78	0.00	0.00	0.00	0.00	23,245.78	0.00	69,956.23	0.00	23,245.78
Repairs and Maintenance - Transportation Equipment	5021306000	11,280.34	0.00	11,280.34	11,280.34	0.00	0.00	0.00	11,280.34	0.00	0.00	730.00	0.00	730.00	0.00	0.00	0.00	0.00	730.00	0.00	10,550.34	0.00	730.00
Motor Vehicles	5021306001	11,280.34	0.00	11,280.34	11,280.34	0.00	0.00	0.00	11,280.34	0.00	0.00	730.00	0.00	730.00	0.00	0.00	0.00	0.00	730.00	0.00	10,550.34	0.00	730.00
Repairs and Maintenance - Other Property, Plant and	5021390000	2,816.24	0.00	2,816.24	2,816.24	0.00	0.00	0.00	2,816.24	0.00	0.00	0.00	0.00	0.00	0.00	0.00	0.00	0.00	2,816.24	0.00	2,816.24	0.00	0.00
Other Property, Plant and Equipment	5021390009	2,816.24	0.00	2,816.24	2,816.24	0.00	0.00	0.00	2,816.24	0.00	0.00	0.00	0.00	0.00	0.00	0.00	0.00	0.00	2,816.24	0.00	2,816.24	0.00	0.00
Taxes, Insurance Premiums and Other Fees	5021500000	402,892.54	0.00	402,892.54	402,892.54	0.00	0.00	0.00	402,892.54	0.00	27,384.98	1,692.38	0.00	29,077.22	0.00	27,384.98	0.00	0.00	27,384.98	0.00	373,815.32	0.00	1,892.25
Taxes, Dues and Licenses	5021501000	373,022.82	0.00	373,022.82	373,022.82	0.00	0.00	0.00	373,022.82	0.00	0.00	0.00	0.00	0.00	0.00	0.00	0.00	0.00	373,022.82	0.00	373,022.82	0.00	0.00
Taxes, Dues and Licenses	5021501001	373,022.82	0.00	373,022.82	373,022.82	0.00	0.00	0.00	373,022.82	0.00	0.00	0.00	0.00	0.00	0.00	0.00	0.00	0.00	373,022.82	0.00	373,022.82	0.00	0.00
Fidelity Bond Premiums	5021502000	3,062.50	0.00	3,062.50	3,062.50	0.00	0.00	0.00	3,062.50	0.00	2,250.00	0.00	0.00	2,250.00	0.00	2,250.00	0.00	0.00	2,250.00	0.00	812.50	0.00	0.00
Insurance Expenses	5021503000	26,827.22	0.00	26,827.22	26,827.22	0.00	0.00	0.00	26,827.22	0.00	25,184.98	1,692.28	0.00	26,827.22	0.00	25,184.98	0.00	0.00	25,184.98	0.00	0.00	0.00	1,692.25
Labor and Wages	5021600000	8,098.12	0.00	8,098.12	8,098.12	0.00	0.00	0.00	8,098.12	0.00	0.00	0.00	0.00	0.00	0.00	0.00	0.00	0.00	8,098.12	0.00	8,098.12	0.00	0.00
Labor and Wages	5021601000	8,098.12	0.00	8,098.12	8,098.12	0.00	0.00	0.00	8,098.12	0.00	0.00	0.00	0.00	0.00	0.00	0.00	0.00	0.00	8,098.12	0.00	8,098.12	0.00	0.00
Other Maintenance and Operating Expenses	5022000000	696,218.00	0.00	696,218.00	696,218.00	0.00	0.00	0.00	696,218.00	204,308.00	24,245.00	229,249.00	0.00	487,802.00	0.00	225,673.00	0.00	0.00	225,673.00	0.00	438,338.00	0.00	242,129.00
Advertising Expenses	5029001000	142,010.01	0.00	142,010.01	142,010.01	0.00	0.00	0.00	142,010.01	0.00	0.00	0.00	0.00	0.00	0.00	0.00	0.00	0.00	142,010.01	0.00	142,010.01	0.00	0.00
Printing and Publication Expenses	5029002000	145,577.28	0.00	145,577.28	145,577.28	0.00	0.00	0.00	145,577.28	0.00	24,245.00	22,515.00	0.00	48,760.00	0.00	21,275.00	0.00	0.00	21,275.00	0.00	68,817.28	0.00	25,485.00
Rent, Lease Expenses	5029005000	23,890.70	0.00	23,890.70	23,890.70	0.00	0.00	0.00	23,890.70	0.00	0.00	0.00	0.00	0.00	0.00	0.00	0.00	0.00	23,890.70	0.00	23,890.70	0.00	0.00
Rent - Building and Structures	5029005001	23,890.70	0.00	23,890.70	23,890.70	0.00	0.00	0.00	23,890.70	0.00	0.00	0.00	0.00	0.00	0.00	0.00	0.00	0.00	23,890.70	0.00	23,890.70	0.00	0.00
Membership Dues and Contributions to Organizations	5029006000	36,500.00	0.00	36,500.00	36,500.00	0.00	0.00	0.00	36,500.00	0.00	0.00	36,500.00	0.00	36,500.00	0.00	0.00	0.00	0.00	36,500.00	0.00	36,500.00	0.00	0.00

This report was generated using the Unified Reporting System on null version.FAR1A.1.1 ; Status : SUBMITTED


Department: State Universities and Colleges (SUCs)
 Agency/Entity: Southern Luzon State University
 Operating Unit: < not applicable >
 Organization Code (UACS): 08 041 0000000
 Fund Cluster: 01 Regular Agency Fund

	Current Year Appropriations
	Supplemental Appropriations
X	Continuing Appropriations


(e.g. UACS Fund Cluster: 01-Regular Agency Fund, 02-Foreign Assisted Projects Fund, 03-Special Account-Locally Funded/Domestic Grants Fund, and 04-Special Account-Foreign Assisted/Foreign Grants Fund)

Particulars	UACS CODE	Appropriations			Allotments			Obligations					Disbursements					Balances						
		Authorized Appropriations	Adjustments (Transfer To/From, Modifications/ Augmentations)	Adjusted Appropriations	Allotments Received	Adjustments (Reductions, Modifications/ Augmentations)	Transfer To	Transfer From	Adjusted Allotments	1st Quarter Ending March 31	2nd Quarter Ending June 30	3rd Quarter Ending Sept. 30	4th Quarter Ending Dec. 31	TOTAL	1st Quarter Ending March 31	2nd Quarter Ending June 30	3rd Quarter Ending Sept. 30	4th Quarter Ending Dec. 31	TOTAL	Unreleased Appropriations	Unobligated Allotments	Unpaid Obligations (15-20)=(23+24)		
																						Due and Demandable	Net Yet Due and Demandable	
1	2	3	4	5=(3+4)	6	7	8	9	10=(8+(3)7 -8+9)	11	12	13	14	15=(11+12+13+14)	16	17	18	19	20=(16+17+18+19)	21=(5-10)	22=(10-15)	23	24	
Subscription Expenses	5029607000	48,250.00	0.00	48,250.00	48,250.00	0.00	0.00	0.00	48,250.00	0.00	0.00	0.00	0.00	0.00	0.00	0.00	0.00	0.00	0.00	0.00	0.00	48,250.00	0.00	0.00
Other Subscription Expenses	5029607099	48,250.00	0.00	48,250.00	48,250.00	0.00	0.00	0.00	48,250.00	0.00	0.00	0.00	0.00	0.00	0.00	0.00	0.00	0.00	0.00	0.00	0.00	48,250.00	0.00	0.00
Other Maintenance and Operating Expenses	5029999000	500,000.00	0.00	500,000.00	500,000.00	0.00	0.00	0.00	500,000.00	204,368.00	0.00	180,234.00	0.00	384,602.00	0.00	204,368.00	0.00	0.00	204,368.00	0.00	0.00	115,368.00	0.00	180,234.00
Capital Outlays		9,562,148.09	0.00	9,562,148.09	9,562,148.09	0.00	0.00	0.00	9,562,148.09	0.00	0.00	77,088.00	0.00	77,088.00	0.00	0.00	0.00	0.00	0.00	0.00	0.00	9,485,060.09	0.00	77,088.00
Property, Plant and Equipment Outlay	509040000	9,562,148.09	0.00	9,562,148.09	9,562,148.09	0.00	0.00	0.00	9,562,148.09	0.00	0.00	77,088.00	0.00	77,088.00	0.00	0.00	0.00	0.00	0.00	0.00	0.00	9,485,060.09	0.00	77,088.00
Land Improvements Outlay	506040200	1,628,552.12	0.00	1,628,552.12	1,628,552.12	0.00	0.00	0.00	1,628,552.12	0.00	0.00	0.00	0.00	0.00	0.00	0.00	0.00	0.00	0.00	0.00	0.00	1,628,552.12	0.00	0.00
Other Land Improvements	5060402099	1,628,552.12	0.00	1,628,552.12	1,628,552.12	0.00	0.00	0.00	1,628,552.12	0.00	0.00	0.00	0.00	0.00	0.00	0.00	0.00	0.00	0.00	0.00	0.00	1,628,552.12	0.00	0.00
Buildings and Other Structures	500040400	4,346,103.90	0.00	4,346,103.90	4,346,103.90	0.00	0.00	0.00	4,346,103.90	0.00	0.00	0.00	0.00	0.00	0.00	0.00	0.00	0.00	0.00	0.00	0.00	4,346,103.90	0.00	0.00
Buildings	5060404001	2,201,016.32	0.00	2,201,016.32	2,201,016.32	0.00	0.00	0.00	2,201,016.32	0.00	0.00	0.00	0.00	0.00	0.00	0.00	0.00	0.00	0.00	0.00	0.00	2,201,016.32	0.00	0.00
School Buildings	5060404002	1,853,521.71	0.00	1,853,521.71	1,853,521.71	0.00	0.00	0.00	1,853,521.71	0.00	0.00	0.00	0.00	0.00	0.00	0.00	0.00	0.00	0.00	0.00	0.00	1,853,521.71	0.00	0.00
Other Structures	5060404099	291,565.87	0.00	291,565.87	291,565.87	0.00	0.00	0.00	291,565.87	0.00	0.00	0.00	0.00	0.00	0.00	0.00	0.00	0.00	0.00	0.00	0.00	291,565.87	0.00	0.00
Machinery and Equipment Outlay	506040500	466,572.07	0.00	466,572.07	466,572.07	0.00	0.00	0.00	466,572.07	0.00	0.00	0.00	0.00	0.00	0.00	0.00	0.00	0.00	0.00	0.00	0.00	466,572.07	0.00	0.00
Other Machinery and Equipment	5060405099	466,572.07	0.00	466,572.07	466,572.07	0.00	0.00	0.00	466,572.07	0.00	0.00	0.00	0.00	0.00	0.00	0.00	0.00	0.00	0.00	0.00	0.00	466,572.07	0.00	0.00
Other Property Plant and Equipment Outlay	509040900	3,120,920.00	0.00	3,120,920.00	3,120,920.00	0.00	0.00	0.00	3,120,920.00	0.00	0.00	77,088.00	0.00	77,088.00	0.00	0.00	0.00	0.00	0.00	0.00	0.00	3,043,832.00	0.00	77,088.00
Other Property, Plant and Equipment	5090409099	3,120,920.00	0.00	3,120,920.00	3,120,920.00	0.00	0.00	0.00	3,120,920.00	0.00	0.00	77,088.00	0.00	77,088.00	0.00	0.00	0.00	0.00	0.00	0.00	0.00	3,043,832.00	0.00	77,088.00
GRAND TOTAL		12,580,405.05	0.00	12,580,405.05	12,580,405.05	0.00	0.00	0.00	12,580,405.05	352,907.95	409,276.94	867,893.09	0.00	1,629,847.98	144,974.95	481,063.71	313,149.90	0.00	939,208.56	0.00	10,950,557.07	0.00	890,839.42	

Certified Correct:


 MARIA CRISTINE D. ABSOLIO
 Budget Officer
 Date: 2022-10-26 01:14:59


Certified Correct:


 ERWIN A. VILLAVARDE, CPA, DBA
 Accountant III
 Date: 2022-10-26 01:14:59

Recommending Approval:


 FREDERICK A. VILLA, D.T.
 Vice-President for Admin and Financial Affairs
 Date: 2022-10-26 09:18:44

Approved By:


 DORACIE B. ZOLLETA-NANTES, PH.D.
 University President
 Date: 2022-10-26 09:42:30