

**STATEMENT OF APPROVED BUDGET, UTILIZATIONS, DISBURSEMENTS AND BALANCES**  
**(For Off-Budgetary Funds)**  
**As at the Quarter Ending September 30, 2022**

Department : State Universities and Colleges (SUCs)  
 Agency/Entity : Southern Luzon State University  
 Operating Unit : < not applicable >  
 Organization Code (UACS) : 08 041 0000000  
 Fund Cluster : 05 Internally Generated Funds


(e.g. UACS Fund Cluster: 05-Internally Generated Funds and 06-Business Related Funds)

Particulars	UACS CODE	Approved Budget			Utilizations					Disbursements					Balances		
		Approved Budgeted Revenue	Adjustments (Reductions/ Modifications/ Augmentations)	Adjusted Budgeted Revenue	1st Quarter Ending March 31	2nd Quarter Ending June 30	3rd Quarter Ending September 30	4th Quarter Ending December 31	TOTAL	1st Quarter Ending March 31	2nd Quarter Ending June 30	3rd Quarter Ending September 30	4th Quarter Ending December 31	TOTAL	Unutilized Budget	Unpaid Obligations (10-15)-(17+18)	
																15=(11+12+13+14)	16=(5-10)
1	2	3	4	5=[(3+4)]	6	7	8	9	10=(6+7+8+9)	11	12	13	14	15	16	17	18
General Administration and Support	10000000000000	113,514,317.00	0.00	113,514,317.00	6,429,037.65	7,313,291.46	44,354,203.11	0.00	58,096,532.22	1,288,353.84	13,753,976.71	42,797,358.66	0.00	57,839,689.41	55,417,784.78	0.00	256,842.61
General Management and Supervision	100000100001000	113,514,317.00	0.00	113,514,317.00	6,429,037.65	7,313,291.46	44,354,203.11	0.00	58,096,532.22	1,288,353.84	13,753,976.71	42,797,358.66	0.00	57,839,689.41	55,417,784.78	0.00	256,842.61
PS		332,000.00	0.00	332,000.00	0.00	178,000.00	0.00	0.00	178,000.00	0.00	0.00	0.00	0.00	0.00	158,000.00	0.00	178,000.00
MOOE		50,381,387.00	0.00	50,381,387.00	6,294,037.65	5,439,494.68	6,566,170.51	0.00	18,289,702.82	1,288,353.84	13,566,026.71	5,126,223.66	0.00	20,004,604.21	32,081,684.16	0.00	(1,704,901.39)
CO		62,800,930.00	0.00	62,800,930.00	135,000.00	1,697,796.80	37,788,032.60	0.00	39,620,629.40	0.00	165,950.00	37,669,135.20	0.00	37,835,085.20	23,160,100.60	0.00	1,765,744.20
Sub-Total, General Administration and Support		113,514,317.00	0.00	113,514,317.00	6,429,037.65	7,313,291.46	44,354,203.11	0.00	58,096,532.22	1,288,353.84	13,753,976.71	42,797,358.66	0.00	57,839,689.41	55,417,784.78	0.00	256,842.61
PS		332,000.00	0.00	332,000.00	0.00	178,000.00	0.00	0.00	178,000.00	0.00	0.00	0.00	0.00	0.00	158,000.00	0.00	178,000.00
MOOE		50,381,387.00	0.00	50,381,387.00	6,294,037.65	5,439,494.68	6,566,170.51	0.00	18,289,702.82	1,288,353.84	13,566,026.71	5,126,223.66	0.00	20,004,604.21	32,081,684.16	0.00	(1,704,901.39)
FinEx (if Applicable)		0.00	0.00	0.00	0.00	0.00	0.00	0.00	0.00	0.00	0.00	0.00	0.00	0.00	0.00	0.00	0.00
CO		62,800,930.00	0.00	62,800,930.00	135,000.00	1,697,796.80	37,788,032.60	0.00	39,620,629.40	0.00	165,950.00	37,669,135.20	0.00	37,835,085.20	23,160,100.60	0.00	1,765,744.20
Support to Operations	2000000000000000	8,427,100.00	0.00	8,427,100.00	154,290.00	1,053,559.84	1,068,861.29	0.00	2,298,811.13	78,470.00	616,223.84	587,319.39	0.00	1,280,013.23	6,130,288.67	0.00	1,016,797.90
Auxiliary Services	200000100001000	8,427,100.00	0.00	8,427,100.00	154,290.00	1,053,559.84	1,068,861.29	0.00	2,298,811.13	78,470.00	616,223.84	587,319.39	0.00	1,280,013.23	6,130,288.67	0.00	1,016,797.90
MOOE		4,335,864.00	0.00	4,335,864.00	154,290.00	153,633.84	892,385.29	0.00	1,200,309.13	78,470.00	334,223.84	251,393.39	0.00	662,087.23	3,135,554.67	0.00	538,221.90
CO		4,091,236.00	0.00	4,091,236.00	0.00	899,926.00	196,576.00	0.00	1,096,502.00	0.00	282,000.00	335,926.00	0.00	817,926.00	2,994,734.00	0.00	478,576.00
Sub-Total, Support to Operations		8,427,100.00	0.00	8,427,100.00	154,290.00	1,053,559.84	1,068,861.29	0.00	2,298,811.13	78,470.00	616,223.84	587,319.39	0.00	1,280,013.23	6,130,288.67	0.00	1,016,797.90
PS		0.00	0.00	0.00	0.00	0.00	0.00	0.00	0.00	0.00	0.00	0.00	0.00	0.00	0.00	0.00	0.00
MOOE		4,335,864.00	0.00	4,335,864.00	154,290.00	153,633.84	892,385.29	0.00	1,200,309.13	78,470.00	334,223.84	251,393.39	0.00	662,087.23	3,135,554.67	0.00	538,221.90
FinEx (if Applicable)		0.00	0.00	0.00	0.00	0.00	0.00	0.00	0.00	0.00	0.00	0.00	0.00	0.00	0.00	0.00	0.00
CO		4,091,236.00	0.00	4,091,236.00	0.00	899,926.00	196,576.00	0.00	1,096,502.00	0.00	282,000.00	335,926.00	0.00	817,926.00	2,994,734.00	0.00	478,576.00
Operations	3000000000000000	269,219,010.00	0.00	269,219,010.00	23,892,458.47	28,681,253.14	27,207,828.65	0.00	79,781,641.26	33,755,929.84	29,618,291.16	28,607,747.05	0.00	91,981,968.07	169,437,368.74	0.00	(12,200,326.81)
OO : Relevant and quality tertiary education ensured to achieve inclusive growth and access of poor but deserving students to quality tertiary	3100000000000000	230,182,930.00	0.00	230,182,930.00	20,824,787.25	25,985,247.03	25,378,248.28	0.00	71,998,282.56	32,627,207.68	26,194,236.24	27,542,351.57	0.00	86,363,795.69	158,184,647.44	0.00	(14,365,513.13)
HIGHER EDUCATION PROGRAM	3101000000000000	230,182,930.00	0.00	230,182,930.00	20,824,787.25	25,985,247.03	25,378,248.28	0.00	71,998,282.56	32,627,207.68	26,194,236.24	27,542,351.57	0.00	86,363,795.69	158,184,647.44	0.00	(14,365,513.13)
Provision of Higher Education Services	31010001000002000	230,182,930.00	0.00	230,182,930.00	20,824,787.25	25,985,247.03	25,378,248.28	0.00	71,998,282.56	32,627,207.68	26,194,236.24	27,542,351.57	0.00	86,363,795.69	158,184,647.44	0.00	(14,365,513.13)
PS		19,755,159.00	0.00	19,755,159.00	6,516,143.96	(132,165.09)	6,798,224.65	0.00	13,182,203.72	4,542,843.77	1,988,625.57	6,873,421.76	0.00	13,405,191.10	6,572,955.26	0.00	(222,987.36)
MOOE		177,675,994.00	0.00	177,675,994.00	13,825,096.79	24,592,198.62	12,188,915.61	0.00	50,406,209.02	18,910,068.23	22,729,986.84	15,681,469.40	0.00	57,221,462.47	127,269,764.96	0.00	(6,815,253.45)
CO		32,751,777.00	0.00	32,751,777.00	483,548.50	1,535,215.50	6,391,107.82	0.00	8,409,869.82	9,274,357.68	1,475,323.83	4,987,460.41	0.00	15,737,142.12	24,341,907.16	0.00	(7,327,272.30)
OO : Higher education research improved to promote economic productivity and	3200000000000000	27,692,275.00	0.00	27,692,275.00	3,084,777.66	2,004,198.50	1,599,508.66	0.00	6,688,484.82	1,005,285.17	2,938,896.33	673,803.30	0.00	4,616,084.80	21,203,769.98	0.00	2,072,400.22


Department : State Universities and Colleges (SUCs)  
 Agency/Entity : Southern Luzon State University  
 Operating Unit : < not applicable >  
 Organization Code (UACS) : 08 041 0000000  
 Fund Cluster : 05 Internally Generated Funds  
 (e.g. UACS Fund Cluster: 05-Internally Generated Funds and 06-Business Related Funds)

Particulars	UACS CODE	Approved Budget			Utilizations					Disbursements					Balances		
		Approved Budgeted Revenue	Adjustments (Reductions, Modifications/ Augmentations)	Adjusted Budgeted Revenue	1st Quarter Ending March 31	2nd Quarter Ending June 30	3rd Quarter Ending September 30	4th Quarter Ending December 31	TOTAL	1st Quarter Ending March 31	2nd Quarter Ending June 30	3rd Quarter Ending September 30	4th Quarter Ending December 31	TOTAL	Unutilized Budget	Unpaid Obligations (10-15)=(17+18)	
																5=[(3+(-)4)]	6
1	2	3	4	5	6	7	8	9	10	11	12	13	14	15	16	17	18
Innovation																	
ADVANCED EDUCATION PROGRAM	3201000000000000	2,394,159.00	0.00	2,394,159.00	32,930.00	24,691.50	33,000.02	0.00	90,621.52	0.00	37,452.12	0.00	0.00	37,452.12	2,303,537.48	0.00	53,169.40
Provision of Advanced Education Services	320100100001000	2,394,159.00	0.00	2,394,159.00	32,930.00	24,691.50	33,000.02	0.00	90,621.52	0.00	37,452.12	0.00	0.00	37,452.12	2,303,537.48	0.00	53,169.40
MOOE		2,394,159.00	0.00	2,394,159.00	32,930.00	24,691.50	33,000.02	0.00	90,621.52	0.00	37,452.12	0.00	0.00	37,452.12	2,303,537.48	0.00	53,169.40
RESEARCH PROGRAM	3202000000000000	25,498,116.00	0.00	25,498,116.00	3,051,847.86	1,979,507.00	1,566,508.64	0.00	6,597,863.50	1,005,285.17	2,899,544.21	673,803.30	0.00	4,578,632.68	18,900,252.50	0.00	2,019,230.82
Conduct of Research Services	320200100001000	25,498,116.00	0.00	25,498,116.00	3,051,847.86	1,979,507.00	1,566,508.64	0.00	6,597,863.50	1,005,285.17	2,899,544.21	673,803.30	0.00	4,578,632.68	18,900,252.50	0.00	2,019,230.82
PS		136,400.00	0.00	136,400.00	0.00	2,800.00	14,765.05	0.00	17,565.05	0.00	2,800.00	2,800.00	0.00	5,600.00	118,834.95	0.00	11,965.05
MOOE		23,591,716.00	0.00	23,591,716.00	1,844,848.40	1,871,161.00	1,472,255.59	0.00	4,988,264.99	982,035.17	1,419,855.34	585,457.30	0.00	2,987,147.81	18,803,451.01	0.00	2,021,117.18
CO		1,770,000.00	0.00	1,770,000.00	1,406,999.46	105,546.00	79,488.00	0.00	1,592,033.46	23,250.00	1,477,088.87	105,546.00	0.00	1,805,884.87	177,966.54	0.00	(13,851.41)
OO : Community engagement increased	3300000000000000	11,143,805.00	0.00	11,143,805.00	182,894.36	681,807.61	230,171.71	0.00	1,094,873.68	123,436.79	487,058.61	391,592.18	0.00	1,002,087.58	10,048,931.32	0.00	92,786.10
TECHNICAL ADVISORY EXTENSION PROGRAM	3301000000000000	11,143,805.00	0.00	11,143,805.00	182,894.36	681,807.61	230,171.71	0.00	1,094,873.68	123,436.79	487,058.61	391,592.18	0.00	1,002,087.58	10,048,931.32	0.00	92,786.10
Provision of Extension Services	330100100001000	11,143,805.00	0.00	11,143,805.00	182,894.36	681,807.61	230,171.71	0.00	1,094,873.68	123,436.79	487,058.61	391,592.18	0.00	1,002,087.58	10,048,931.32	0.00	92,786.10
MOOE		10,988,805.00	0.00	10,988,805.00	159,124.36	681,807.61	230,171.71	0.00	1,071,103.68	99,666.79	487,058.61	391,592.18	0.00	978,317.58	9,917,701.32	0.00	92,786.10
CO		155,000.00	0.00	155,000.00	23,770.00	0.00	0.00	0.00	23,770.00	23,770.00	0.00	0.00	0.00	23,770.00	131,230.00	0.00	0.00
Sub-Total, Operations		269,219,010.00	0.00	269,219,010.00	23,892,459.47	28,681,253.14	27,207,928.65	0.00	79,781,641.26	33,755,929.84	29,616,291.18	28,807,747.05	0.00	91,981,968.07	189,437,368.74	0.00	(12,200,326.81)
PS		19,891,559.00	0.00	19,891,559.00	6,516,143.96	(129,365.09)	6,612,989.90	0.00	13,199,768.77	4,542,843.77	1,991,725.57	6,876,221.76	0.00	13,410,791.10	6,891,790.23	0.00	(211,022.33)
MOOE		214,850,674.00	0.00	214,850,674.00	15,461,999.55	27,169,856.73	13,924,342.93	0.00	58,556,199.21	19,891,708.19	24,674,152.91	16,636,518.88	0.00	61,204,379.98	158,094,474.79	0.00	(4,848,180.77)
FinEx (if Applicable)		0.00	0.00	0.00	0.00	0.00	0.00	0.00	0.00	0.00	0.00	0.00	0.00	0.00	0.00	0.00	0.00
CO		34,876,777.00	0.00	34,876,777.00	1,914,315.96	1,640,761.50	6,470,595.82	0.00	10,025,673.28	9,321,377.88	2,952,412.70	5,093,006.41	0.00	17,366,796.99	24,651,103.72	0.00	(7,341,123.71)
GRAND TOTAL		391,160,427.00	0.00	391,160,427.00	30,475,787.12	37,048,104.44	72,651,093.05	0.00	140,174,984.61	35,120,753.68	43,988,491.73	71,992,425.30	0.00	151,101,670.71	250,985,442.39	0.00	(10,926,686.10)
PS		20,223,559.00	0.00	20,223,559.00	6,516,143.96	46,634.91	6,612,989.90	0.00	13,375,768.77	4,542,843.77	1,991,725.57	6,876,221.76	0.00	13,410,791.10	6,847,790.23	0.00	(35,022.33)
MOOE		269,367,925.00	0.00	269,367,925.00	21,910,327.20	32,762,985.23	21,382,898.73	0.00	76,056,211.16	21,256,532.03	38,596,403.46	22,016,135.93	0.00	81,871,071.42	193,311,713.84	0.00	(5,814,860.26)
FinEx (if Applicable)		0.00	0.00	0.00	0.00	0.00	0.00	0.00	0.00	0.00	0.00	0.00	0.00	0.00	0.00	0.00	0.00
CO		101,568,943.00	0.00	101,568,943.00	2,049,315.96	4,238,484.30	44,455,204.42	0.00	50,743,004.68	9,321,377.88	3,400,362.70	43,098,067.61	0.00	55,819,808.19	50,825,938.32	0.00	(5,076,803.51)

Certified Correct:

  
 MARIA CRISTINE D. ABSULIO  
 Budget Officer  
 Date: 2022-10-26 00:32:36


Certified Correct:

  
 ERWIN D. VILLAVARDE, CPA, DBA  
 Accountant III  
 Date: 2022-10-26 00:32:36

Recommending Approval By:

  
 FREDERICK VILLA, D.T.  
 Vice-President for Admin and Financial Affairs  
 Date: 2022-10-26 09:19:22

Approved By:

  
 DORACIE B. ZOLETA-NANTES, PH.D.  
 University President  
 Date: 2022-10-26 09:43:31