

STATEMENT OF APPROVED BUDGET, UTILIZATIONS, DISBURSEMENTS AND BALANCES

(For Off-Budgetary Funds)

As at the Quarter Ending December 31, 2022


Department : State Universities and Colleges (SUCs)
 Agency/Entity : Southern Luzon State University
 Operating Unit : < not applicable >
 Organization Code (UACS) : 08 041 0000000
 Fund Cluster : 05 Internally Generated Funds


(e.g. UACS Fund Cluster: 05-Internally Generated Funds and 06-Business Related Funds)


Particulars	UACS CODE	Approved Budget			Utilizations					Disbursements					Balances		
		Approved Budgeted Revenue	Adjustments (Reductions, Modifications/ Augmentations)	Adjusted Budgeted Revenue	1st Quarter Ending March 31	2nd Quarter Ending June 30	3rd Quarter Ending September 30	4th Quarter Ending December 31	TOTAL	1st Quarter Ending March 31	2nd Quarter Ending June 30	3rd Quarter Ending September 30	4th Quarter Ending December 31	TOTAL	Unutilized Budget	Unpaid Obligations (10-15)=(17+18)	
																5=(3+(-4))	6
1	2	3	4	5=(3+(-4))	6	7	8	9	10=(6+7+8+9)	11	12	13	14	15=(11+12+13+14)	16=(5-10)	17	18
General Administration and Support	10000000000000	113,514,317.00	0.00	113,514,317.00	6,429,037.65	7,313,291.46	44,354,203.11	20,853,982.95	78,950,515.17	1,288,353.84	13,753,978.71	42,797,358.86	5,918,112.40	63,757,801.81	34,563,801.83	0.00	15,192,713.38
General Management and Supervision	100000100001000	113,514,317.00	0.00	113,514,317.00	6,429,037.65	7,313,291.46	44,354,203.11	20,853,982.95	78,950,515.17	1,288,353.84	13,753,978.71	42,797,358.86	5,918,112.40	63,757,801.81	34,563,801.83	0.00	15,192,713.38
PS		332,000.00	0.00	332,000.00	0.00	176,000.00	0.00	140,500.00	316,500.00	0.00	0.00	0.00	0.00	0.00	15,500.00	0.00	316,500.00
MOOE		50,381,387.00	0.00	50,381,387.00	6,294,037.65	5,439,494.66	6,566,170.51	12,896,878.61	31,196,579.43	1,288,353.84	13,588,026.71	5,128,223.66	5,309,286.40	25,313,890.61	19,184,807.57	0.00	5,882,688.82
CO		62,800,930.00	0.00	62,800,930.00	135,000.00	1,697,796.80	37,788,032.60	7,816,606.34	47,437,435.74	0.00	165,950.00	37,669,135.20	608,826.00	38,443,911.20	15,363,494.26	0.00	8,993,524.54
Sub-Total, General Administration and Support		113,514,317.00	0.00	113,514,317.00	6,429,037.65	7,313,291.46	44,354,203.11	20,853,982.95	78,950,515.17	1,288,353.84	13,753,978.71	42,797,358.86	5,918,112.40	63,757,801.81	34,563,801.83	0.00	15,192,713.38
PS		332,000.00	0.00	332,000.00	0.00	176,000.00	0.00	140,500.00	316,500.00	0.00	0.00	0.00	0.00	0.00	15,500.00	0.00	316,500.00
MOOE		50,381,387.00	0.00	50,381,387.00	6,294,037.65	5,439,494.66	6,566,170.51	12,896,878.61	31,196,579.43	1,288,353.84	13,588,026.71	5,128,223.66	5,309,286.40	25,313,890.61	19,184,807.57	0.00	5,882,688.82
FinEx (if Applicable)		0.00	0.00	0.00	0.00	0.00	0.00	0.00	0.00	0.00	0.00	0.00	0.00	0.00	0.00	0.00	0.00
CO		62,800,930.00	0.00	62,800,930.00	135,000.00	1,697,796.80	37,788,032.60	7,816,606.34	47,437,435.74	0.00	165,950.00	37,669,135.20	608,826.00	38,443,911.20	15,363,494.26	0.00	8,993,524.54
Support to Operations	200000000000000	8,427,100.00	0.00	8,427,100.00	154,290.00	1,053,559.84	1,088,961.29	427,676.05	2,724,487.18	78,470.00	616,223.84	587,319.39	0.00	1,280,013.23	5,702,612.82	0.00	1,444,473.95
Auxiliary Services	200000100001000	8,427,100.00	0.00	8,427,100.00	154,290.00	1,053,559.84	1,088,961.29	427,676.05	2,724,487.18	78,470.00	616,223.84	587,319.39	0.00	1,280,013.23	5,702,612.82	0.00	1,444,473.95
MOOE		4,335,864.00	0.00	4,335,864.00	154,290.00	153,633.84	892,385.29	358,178.05	1,558,485.18	78,470.00	334,223.84	251,393.39	0.00	662,087.23	2,777,378.82	0.00	896,397.95
CO		4,091,236.00	0.00	4,091,236.00	0.00	899,926.00	196,576.00	69,500.00	1,166,002.00	0.00	282,000.00	335,926.00	0.00	617,926.00	2,925,234.00	0.00	548,078.00
Sub-Total, Support to Operations		8,427,100.00	0.00	8,427,100.00	154,290.00	1,053,559.84	1,088,961.29	427,676.05	2,724,487.18	78,470.00	616,223.84	587,319.39	0.00	1,280,013.23	5,702,612.82	0.00	1,444,473.95
PS		0.00	0.00	0.00	0.00	0.00	0.00	0.00	0.00	0.00	0.00	0.00	0.00	0.00	0.00	0.00	0.00
MOOE		4,335,864.00	0.00	4,335,864.00	154,290.00	153,633.84	892,385.29	358,178.05	1,558,485.18	78,470.00	334,223.84	251,393.39	0.00	662,087.23	2,777,378.82	0.00	896,397.95
FinEx (if Applicable)		0.00	0.00	0.00	0.00	0.00	0.00	0.00	0.00	0.00	0.00	0.00	0.00	0.00	0.00	0.00	0.00
CO		4,091,236.00	0.00	4,091,236.00	0.00	899,926.00	196,576.00	69,500.00	1,166,002.00	0.00	282,000.00	335,926.00	0.00	617,926.00	2,925,234.00	0.00	548,078.00
Operations	300000000000000	269,219,010.00	0.00	269,219,010.00	23,892,459.47	28,681,253.14	27,207,928.65	46,515,916.92	126,297,558.18	33,755,929.84	29,618,291.18	28,607,747.05	56,897,560.56	148,879,528.63	142,921,451.82	0.00	(22,581,970.45)
UU : Relevant and quality tertiary education ensured to achieve inclusive growth and access of poor but deserving students to quality tertiary education increased	310000000000000	230,182,930.00	0.00	230,182,930.00	20,624,787.25	25,995,247.03	25,378,248.28	42,341,771.68	114,340,054.22	32,627,207.88	26,194,236.24	27,542,351.57	54,880,981.00	141,244,776.69	115,842,875.78	0.00	(26,904,722.47)
HIGHER EDUCATION PROGRAM	310100000000000	230,182,930.00	0.00	230,182,930.00	20,624,787.25	25,995,247.03	25,378,248.28	42,341,771.68	114,340,054.22	32,627,207.88	26,194,236.24	27,542,351.57	54,880,981.00	141,244,776.69	115,842,875.78	0.00	(26,904,722.47)
Provision of Higher Education Services	310100100002000	230,182,930.00	0.00	230,182,930.00	20,624,787.25	25,995,247.03	25,378,248.28	42,341,771.68	114,340,054.22	32,627,207.88	26,194,236.24	27,542,351.57	54,880,981.00	141,244,776.69	115,842,875.78	0.00	(26,904,722.47)
PS		19,755,159.00	0.00	19,755,159.00	6,516,143.96	(132,165.09)	6,798,224.85	2,463,280.80	15,645,484.52	4,542,843.77	1,988,925.57	6,873,421.76	2,783,084.48	16,188,275.56	4,109,874.48	0.00	(542,791.04)
MOOE		177,675,994.00	0.00	177,675,994.00	13,825,096.79	24,582,196.82	12,188,915.61	34,852,501.80	85,258,710.82	18,810,006.23	22,729,986.84	15,681,469.40	41,544,962.88	98,766,425.35	92,417,283.18	0.00	(13,507,714.53)
CO		32,751,777.00	0.00	32,751,777.00	483,546.50	1,535,215.50	6,391,107.82	5,026,989.06	13,435,858.58	9,274,357.88	1,473,323.83	4,987,460.41	10,552,933.66	28,290,075.78	19,315,918.12	0.00	(12,854,216.90)

Department : State Universities and Colleges (SUCs)
 Agency/Entity : Southern Luzon State University
 Operating Unit : < not applicable >
 Organization Code (UACS) : 08 041 0000000
 Fund Cluster : 05 Internally Generated Funds
 (e.g. UACS Fund Cluster: 05-Internally Generated Funds and 06-Business Related Funds)

Particulars	UACS CODE	Approved Budget			Utilizations					Disbursements					Balances		
		Approved Budgeted Revenue	Adjustments (Reductions, Modifications/ Augmentations)	Adjusted Budgeted Revenue	1st Quarter Ending March 31	2nd Quarter Ending June 30	3rd Quarter Ending September 30	4th Quarter Ending December 31	TOTAL	1st Quarter Ending March 31	2nd Quarter Ending June 30	3rd Quarter Ending September 30	4th Quarter Ending December 31	TOTAL	Unutilized Budget	Unpaid Obligations (+10-15)=(17+18)	
																Due and Demandable	Not Yet Due and Demandable
1	2	3	4	5=[(3+(-4))]	6	7	8	9	10=(6+7+8+9)	11	12	13	14	15=(11+12+13+14)	16=(5-10)	17	18
OU : Higher education research improved to promote economic productivity and innovation	3200000000000000	27,892,275.00	0.00	27,892,275.00	3,084,777.86	2,004,198.50	1,599,508.66	3,011,167.20	9,699,652.22	1,005,285.17	2,936,996.33	673,803.30	1,190,616.46	5,806,701.26	18,192,622.78	0.00	3,892,950.96
ADVANCED EDUCATION PROGRAM	3201000000000000	2,394,159.00	0.00	2,394,159.00	32,930.00	24,691.50	33,000.02	54,980.00	145,601.52	0.00	37,452.12	0.00	0.00	37,452.12	2,248,567.48	0.00	108,149.40
Provision of Advanced Education Services	320100100001000	2,394,159.00	0.00	2,394,159.00	32,930.00	24,691.50	33,000.02	54,980.00	145,601.52	0.00	37,452.12	0.00	0.00	37,452.12	2,248,567.48	0.00	108,149.40
MOOE		2,394,159.00	0.00	2,394,159.00	32,930.00	24,691.50	33,000.02	54,980.00	145,601.52	0.00	37,452.12	0.00	0.00	37,452.12	2,248,567.48	0.00	108,149.40
RESEARCH PROGRAM	3202000000000000	25,498,116.00	0.00	25,498,116.00	3,051,847.86	1,979,507.00	1,566,508.64	2,956,187.20	9,554,050.70	1,005,285.17	2,899,544.21	673,803.30	1,190,616.46	5,769,249.14	15,944,065.30	0.00	3,784,801.56
Conduct of Research Services	320200100001000	25,498,116.00	0.00	25,498,116.00	3,051,847.86	1,979,507.00	1,566,508.64	2,956,187.20	9,554,050.70	1,005,285.17	2,899,544.21	673,803.30	1,190,616.46	5,769,249.14	15,944,065.30	0.00	3,784,801.56
PS		136,400.00	0.00	136,400.00	0.00	2,800.00	14,765.05	35,600.00	53,165.05	0.00	2,800.00	2,800.00	30,000.00	35,600.00	83,234.95	0.00	17,565.05
MOOE		23,591,716.00	0.00	23,591,716.00	1,644,848.40	1,871,161.00	1,472,255.59	2,920,587.20	7,908,852.19	982,035.17	1,419,655.34	565,457.30	1,032,378.46	3,999,526.27	15,682,863.81	0.00	3,909,325.92
CO		1,770,000.00	0.00	1,770,000.00	1,406,999.46	105,546.00	79,488.00	0.00	1,592,033.46	23,250.00	1,477,088.87	105,546.00	128,238.00	1,734,122.87	177,966.54	0.00	(142,089.41)
OD : Community engagement increased	3300000000000000	11,143,805.00	0.00	11,143,805.00	182,894.36	681,807.61	230,171.71	1,162,978.06	2,257,851.74	123,436.79	487,058.61	391,592.18	825,963.10	1,828,050.68	8,885,953.26	0.00	429,801.06
TECHNICAL ADVISORY EXTENSION PROGRAM	3301000000000000	11,143,805.00	0.00	11,143,805.00	182,894.36	681,807.61	230,171.71	1,162,978.06	2,257,851.74	123,436.79	487,058.61	391,592.18	825,963.10	1,828,050.68	8,885,953.26	0.00	429,801.06
Provision of Extension Services	330100100001000	11,143,805.00	0.00	11,143,805.00	182,894.36	681,807.61	230,171.71	1,162,978.06	2,257,851.74	123,436.79	487,058.61	391,592.18	825,963.10	1,828,050.68	8,885,953.26	0.00	429,801.06
MOOE		10,988,805.00	0.00	10,988,805.00	159,124.36	681,807.61	230,171.71	1,162,978.06	2,234,081.74	99,666.79	487,058.61	391,592.18	825,963.10	1,804,280.68	8,754,723.26	0.00	429,801.06
CO		155,000.00	0.00	155,000.00	23,770.00	0.00	0.00	0.00	23,770.00	23,770.00	0.00	0.00	0.00	23,770.00	131,230.00	0.00	0.00
Sub-Total Operations		269,219,010.00	0.00	269,219,010.00	23,692,459.47	28,661,253.14	27,207,928.65	46,515,916.92	126,297,558.18	33,755,929.84	29,618,291.18	28,607,747.05	56,897,560.56	148,879,528.63	142,921,451.82	0.00	(22,581,970.45)
PS		19,891,559.00	0.00	19,891,559.00	6,516,143.96	(129,365.09)	6,812,989.90	2,498,880.80	16,698,649.57	4,542,843.77	1,991,725.57	6,876,221.76	2,813,084.46	16,223,875.56	4,192,909.43	0.00	(525,225.99)
MOOE		214,650,674.00	0.00	214,650,674.00	15,461,999.55	27,169,856.73	13,924,342.93	38,991,047.06	95,547,246.27	19,891,708.19	24,674,152.91	16,638,518.88	43,403,304.44	104,607,684.42	119,103,427.73	0.00	(9,060,438.15)
FinEx (If Applicable)		0.00	0.00	0.00	0.00	0.00	0.00	0.00	0.00	0.00	0.00	0.00	0.00	0.00	0.00	0.00	0.00
CO		34,676,777.00	0.00	34,676,777.00	1,914,315.96	1,640,761.50	6,470,595.82	5,025,989.06	15,051,662.34	9,321,377.88	2,952,412.70	5,093,008.41	10,681,171.66	28,047,068.65	19,625,114.66	0.00	(12,996,306.31)
GRAND TOTAL		391,160,427.00	0.00	391,160,427.00	30,475,787.12	37,048,104.44	72,651,093.05	67,797,575.92	207,972,660.53	35,120,753.88	43,988,491.73	71,992,425.30	62,815,672.96	213,917,343.67	183,187,866.47	0.00	(5,944,783.14)
PS		20,223,559.00	0.00	20,223,559.00	6,516,143.96	46,634.91	6,812,989.90	2,639,380.80	16,015,149.57	4,542,843.77	1,991,725.57	6,876,221.76	2,813,084.46	16,223,875.56	4,208,409.43	0.00	(208,725.99)
MOOE		269,367,925.00	0.00	269,367,925.00	21,910,327.20	32,762,985.23	21,362,898.73	52,246,099.72	128,302,310.88	21,256,532.03	38,696,403.46	22,018,135.93	48,712,590.84	130,583,662.26	141,065,614.12	0.00	(2,281,351.38)
FinEx (if Applicable)		0.00	0.00	0.00	0.00	0.00	0.00	0.00	0.00	0.00	0.00	0.00	0.00	0.00	0.00	0.00	0.00
CO		101,568,943.00	0.00	101,568,943.00	2,049,315.96	4,238,484.30	44,455,204.42	12,912,095.40	63,655,100.08	9,321,377.88	3,400,362.70	43,098,067.61	11,289,997.66	67,109,805.85	37,913,842.92	0.00	(3,454,705.77)

Certified Correct: 
 MARIA CRISTINE D. ABSULIO
 Budget Officer
 Date: 1/29/23 7:43 AM

Certified Correct: 
 ERWIN D. VILLAVERDE, CPA, DBA
 CAO/ Head, Accounting Office
 Date: 1/29/23 7:43 AM

Recommending Approval By: 
 FREDERICK VILLA, D.T
 Vice-President, Admin and Financial Affairs
 Date: 1/30/23 4:14 PM

Approved By: 
 DORACIE B. ZOLETA-NANTES, CHA
 SUC President
 Date: 1/31/23 1:24 AM