


MONTHLY REPORT OF DISBURSEMENTS
For the month of January 2023


Department : State Universities and Colleges (BUCs)
Agency/Entity : Southern Luzon State University
Operating Unit : < not applicable >
Organization Code (UACB) : 08 041 000000
Fund Cluster : 01 Regular Agency Fund


Particulars	Current Year Budget					Prior Year's Budget										Current Year's Accounts Payable					SUB-TOTAL	Trust Liabilities				Grand Total				Remarks
	PS	MOOE	FinEx	CO	TOTAL	Prior Year's Accounts Payable					Current Year's Accounts Payable					PS	MOOE	CO	TOTAL	PS		MOOE	CO	TOTAL						
	2	3	4	5	6	7	8	9	10	11=(7+8+9+10)	12	13	14	15	16=(12+13+14+15)	17=(11+16)	18=(6+17)	19	20	21		22=(19+20+21)	23	24	25	26	27=(23+24+25+26)	28		
CASH DISBURSEMENTS	12,632,865.24	3,721,394.14	0.00	0.00	16,354,259.38	4,213,583.00	39,907.49	0.00	0.00	4,253,490.49	0.00	0.00	0.00	0.00	4,253,490.49	20,607,749.97	0.00	0.00	0.00	20,607,749.97	16,846,448.24	3,781,301.63	0.00	0.00	20,627,749.87	0.00				
Notice of Cash Allocation (NCA)	12,632,865.24	3,721,394.14	0.00	0.00	16,354,259.38	4,213,583.00	39,907.49	0.00	0.00	4,253,490.49	0.00	0.00	0.00	0.00	4,253,490.49	20,607,749.97	0.00	0.00	0.00	20,607,749.97	16,846,448.24	3,781,301.63	0.00	0.00	20,627,749.87	0.00				
MOS Checks Issued	514,811.19	954,843.62	0.00	0.00	1,469,654.81	0.00	0.00	0.00	0.00	0.00	0.00	0.00	0.00	0.00	0.00	0.00	0.00	0.00	0.00	0.00	514,811.19	954,843.62	0.00	0.00	1,469,654.81	0.00				
Advance to Debt Account	12,115,254.05	2,766,750.32	0.00	0.00	14,882,004.37	4,213,583.00	39,907.49	0.00	0.00	4,253,490.49	0.00	0.00	0.00	0.00	4,253,490.49	18,138,494.98	0.00	0.00	0.00	18,138,494.98	16,331,637.05	2,806,857.81	0.00	0.00	19,138,494.86	0.00				
Notice of Transfer Allocations (NTA)	0.00	0.00	0.00	0.00	0.00	0.00	0.00	0.00	0.00	0.00	0.00	0.00	0.00	0.00	0.00	0.00	0.00	0.00	0.00	0.00	0.00	0.00	0.00	0.00	0.00	0.00				
MOS Checks Issued	0.00	0.00	0.00	0.00	0.00	0.00	0.00	0.00	0.00	0.00	0.00	0.00	0.00	0.00	0.00	0.00	0.00	0.00	0.00	0.00	0.00	0.00	0.00	0.00	0.00	0.00	0.00			
Advance to Debt Account	0.00	0.00	0.00	0.00	0.00	0.00	0.00	0.00	0.00	0.00	0.00	0.00	0.00	0.00	0.00	0.00	0.00	0.00	0.00	0.00	0.00	0.00	0.00	0.00	0.00	0.00	0.00			
Working Fund for FAPs	0.00	0.00	0.00	0.00	0.00	0.00	0.00	0.00	0.00	0.00	0.00	0.00	0.00	0.00	0.00	0.00	0.00	0.00	0.00	0.00	0.00	0.00	0.00	0.00	0.00	0.00	0.00			
Cash Disbursement Ceiling (CDC)	0.00	0.00	0.00	0.00	0.00	0.00	0.00	0.00	0.00	0.00	0.00	0.00	0.00	0.00	0.00	0.00	0.00	0.00	0.00	0.00	0.00	0.00	0.00	0.00	0.00	0.00	0.00			
TOTAL CASH DISBURSEMENTS	12,632,865.24	3,721,394.14	0.00	0.00	16,354,259.38	4,213,583.00	39,907.49	0.00	0.00	4,253,490.49	0.00	0.00	0.00	0.00	4,253,490.49	20,607,749.97	0.00	0.00	0.00	20,607,749.97	16,846,448.24	3,781,301.63	0.00	0.00	20,627,749.87	0.00				
NON-CASH DISBURSEMENTS	0.00	0.00	0.00	0.00	0.00	0.00	0.00	0.00	0.00	0.00	0.00	0.00	0.00	0.00	0.00	0.00	0.00	0.00	0.00	0.00	0.00	0.00	0.00	0.00	0.00	0.00	0.00			
Tax Remittance Advances Issued (TRA)	0.00	0.00	0.00	0.00	0.00	0.00	0.00	0.00	0.00	0.00	0.00	0.00	0.00	0.00	0.00	0.00	0.00	0.00	0.00	0.00	0.00	0.00	0.00	0.00	0.00	0.00	0.00			
Non-Cash Awarding Authority (NCAA)	0.00	0.00	0.00	0.00	0.00	0.00	0.00	0.00	0.00	0.00	0.00	0.00	0.00	0.00	0.00	0.00	0.00	0.00	0.00	0.00	0.00	0.00	0.00	0.00	0.00	0.00	0.00			
Disbursements effected through outright deductions from claims (please specify...)	0.00	0.00	0.00	0.00	0.00	0.00	0.00	0.00	0.00	0.00	0.00	0.00	0.00	0.00	0.00	0.00	0.00	0.00	0.00	0.00	0.00	0.00	0.00	0.00	0.00	0.00	0.00			
Overpayment of expenses (e.g. personal benefits)	0.00	0.00	0.00	0.00	0.00	0.00	0.00	0.00	0.00	0.00	0.00	0.00	0.00	0.00	0.00	0.00	0.00	0.00	0.00	0.00	0.00	0.00	0.00	0.00	0.00	0.00	0.00			
Reimbursement for loss of government property	0.00	0.00	0.00	0.00	0.00	0.00	0.00	0.00	0.00	0.00	0.00	0.00	0.00	0.00	0.00	0.00	0.00	0.00	0.00	0.00	0.00	0.00	0.00	0.00	0.00	0.00	0.00			
Liquidated damages and similar claims	0.00	0.00	0.00	0.00	0.00	0.00	0.00	0.00	0.00	0.00	0.00	0.00	0.00	0.00	0.00	0.00	0.00	0.00	0.00	0.00	0.00	0.00	0.00	0.00	0.00	0.00	0.00			
Others (TEF, BTr, Documentary Stamp Tax, etc.)	0.00	0.00	0.00	0.00	0.00	0.00	0.00	0.00	0.00	0.00	0.00	0.00	0.00	0.00	0.00	0.00	0.00	0.00	0.00	0.00	0.00	0.00	0.00	0.00	0.00	0.00	0.00			
TOTAL NON-CASH DISBURSEMENTS	0.00	0.00	0.00	0.00	0.00	0.00	0.00	0.00	0.00	0.00	0.00	0.00	0.00	0.00	0.00	0.00	0.00	0.00	0.00	0.00	0.00	0.00	0.00	0.00	0.00	0.00	0.00			
GRAND TOTAL	12,632,865.24	3,721,394.14	0.00	0.00	16,354,259.38	4,213,583.00	39,907.49	0.00	0.00	4,253,490.49	0.00	0.00	0.00	0.00	4,253,490.49	20,607,749.97	0.00	0.00	0.00	20,607,749.97	16,846,448.24	3,781,301.63	0.00	0.00	20,627,749.87	0.00				

Particulars	Previous Report	This Month	As at Date
(1)	(2)	(3)	(4)
Total Disbursement Authorities Received	0.00	21,604,844.07	21,604,844.07
NCA	0.00	20,445,000.00	20,445,000.00
NTA	0.00	3.00	3.00
Working Fund	0.00	3.00	3.00
TRA	0.00	1,159,844.07	1,159,844.07
CDC	0.00	3.00	3.00
NCAA	0.00	3.00	3.00
Less: Notice of Transfer of Allocations (NTA) issued	0.00	0.00	0.00
Total Disbursement Authorities Available	0.00	21,604,844.07	21,604,844.07
Less:	0.00	3.00	3.00
Lapsed NCA	0.00	3.00	3.00
Disbursements	0.00	20,607,749.87	20,607,749.87
Less - Other Non-Cash Disbursements	0.00	3.00	3.00
Disbursements effected through outright deductions from claims	0.00	3.00	3.00
Overpayment of expenses (e.g. personal benefits)	0.00	3.00	3.00
Reimbursement for loss of government property	0.00	3.00	3.00
Liquidated damages and similar claims	0.00	3.00	3.00
Others (e.g. TEF, BTr, Docs Stamp, etc.)	0.00	3.00	3.00
Adjust: Adjustments (e.g. cancelled/blank checks)	0.00	3.00	3.00
Balance of Disbursement Authorities as at date	0.00	997,094.20	997,094.20
Total Disbursements Program	0.00	20,445,000.00	20,445,000.00
Less: *Actual Disbursements	0.00	20,607,749.87	20,607,749.87
(Over)/under spending	0.00	(162,749.87)	(162,749.87)

Notes: * The use of NTA is discouraged
Notes: ** Amounts should tally with the grand total disbursement (column 27).

Certified Correct:

ERWIN D. LLAVE, JR., CPA, DBA
CAO/Head, Accounting Office
Date: 04-28-2023

Recommending Approval:

FREDERICK VILLA, D.T.
Vice-President for Admin and Finance
Date: 04-27-2023

Approved By:

DORACIE B. ZOLETA-NANTES, Ph.D.
University President
Date: 04-27-2023

MONTHLY REPORT OF DISBURSEMENTS
For the month of February 2023

Department : State Universities and Colleges (SUCS)
Agency/Entity : Southern Luzon State University
Operating Unit : < not applicable >
Organization Code (UAACS) : 08 041 0000000
Fund Cluster : 01 Regular Agency Fund

Particulars	Current Year Budget					Prior Year's Budget										Current Year's Accounts Payable					Trust Liabilities					Grand Total					Remarks
	PS	MOOE	FinEx	CO	TOTAL	PS	MOOE	FinEx	CO	Sub-Total	PS	MOOE	FinEx	CO	Sub-Total	TOTAL	Sub-TOTAL	PS	MOOE	CO	TOTAL	PS	MOOE	FinEx	CO	TOTAL					
	1	2	3	4	5	6=(2+3+4+5)	7	8	9	10	11=(7+8+9+10)	12	13	14	15	16=(12+13+14+15)	17=(11+16)	18=(6+17)	19	20	21	22=(19+20+21)	23	24	25	26	27=(23+24+25+26)	28			
CASH DISBURSEMENTS	18,235,022.03	6,104,625.35	0.00	0.00	0.00	24,339,717.38	3,791.97	401,813.24	0.00	0.00	405,405.21	0.00	0.00	0.00	0.00	405,405.21	24,745,122.59	0.00	0.00	0.00	0.00	18,235,022.03	6,104,625.35	0.00	0.00	0.00	24,339,717.38	3,791.97	401,813.24		
Notice of Cash Allocation (NCA)	18,235,022.03	6,104,625.35	0.00	0.00	0.00	24,339,717.38	3,791.97	401,813.24	0.00	0.00	405,405.21	0.00	0.00	0.00	0.00	405,405.21	24,745,122.59	0.00	0.00	0.00	0.00	18,235,022.03	6,104,625.35	0.00	0.00	0.00	24,339,717.38	3,791.97	401,813.24		
MOSI Checks Issued	442,744.32	702,639.68	0.00	0.00	0.00	1,150,384.00	0.00	64,500.00	0.00	0.00	64,500.00	0.00	0.00	0.00	0.00	64,500.00	1,214,884.00	0.00	0.00	0.00	0.00	442,744.32	702,639.68	0.00	0.00	0.00	1,145,384.00	0.00	0.00		
Advice to Debit Account	17,792,347.71	5,402,085.67	0.00	0.00	0.00	23,194,433.38	3,791.97	337,313.24	0.00	0.00	340,955.21	0.00	0.00	0.00	0.00	340,955.21	23,535,388.59	0.00	0.00	0.00	0.00	17,792,347.71	5,402,085.67	0.00	0.00	0.00	23,194,433.38	3,791.97	337,313.24		
Notice of Transfer Allocations (NTA)	0.00	0.00	0.00	0.00	0.00	0.00	0.00	0.00	0.00	0.00	0.00	0.00	0.00	0.00	0.00	0.00	0.00	0.00	0.00	0.00	0.00	0.00	0.00	0.00	0.00	0.00	0.00	0.00	0.00		
MOSI Checks Issued	0.00	0.00	0.00	0.00	0.00	0.00	0.00	0.00	0.00	0.00	0.00	0.00	0.00	0.00	0.00	0.00	0.00	0.00	0.00	0.00	0.00	0.00	0.00	0.00	0.00	0.00	0.00	0.00	0.00		
Advice to Debit Account	0.00	0.00	0.00	0.00	0.00	0.00	0.00	0.00	0.00	0.00	0.00	0.00	0.00	0.00	0.00	0.00	0.00	0.00	0.00	0.00	0.00	0.00	0.00	0.00	0.00	0.00	0.00	0.00	0.00		
Working Fund for FAAs	0.00	0.00	0.00	0.00	0.00	0.00	0.00	0.00	0.00	0.00	0.00	0.00	0.00	0.00	0.00	0.00	0.00	0.00	0.00	0.00	0.00	0.00	0.00	0.00	0.00	0.00	0.00	0.00	0.00		
Cash Disbursement Ceiling (CDC)	0.00	0.00	0.00	0.00	0.00	0.00	0.00	0.00	0.00	0.00	0.00	0.00	0.00	0.00	0.00	0.00	0.00	0.00	0.00	0.00	0.00	0.00	0.00	0.00	0.00	0.00	0.00	0.00	0.00		
TOTAL CASH DISBURSEMENTS	18,235,022.03	6,104,625.35	0.00	0.00	0.00	24,339,717.38	3,791.97	401,813.24	0.00	0.00	405,405.21	0.00	0.00	0.00	0.00	405,405.21	24,745,122.59	0.00	0.00	0.00	0.00	18,235,022.03	6,104,625.35	0.00	0.00	0.00	24,339,717.38	3,791.97	401,813.24		
NON-CASH DISBURSEMENTS	1,092,589.73	81,818.92	0.00	0.00	0.00	1,174,408.65	0.00	14,700.44	0.00	0.00	14,700.44	0.00	0.00	0.00	0.00	14,700.44	1,189,109.09	0.00	0.00	0.00	0.00	1,092,589.73	81,818.92	0.00	0.00	0.00	1,174,408.65	0.00	14,700.44		
Tax Remittance Advice Issued (TRA)	1,092,589.73	81,818.92	0.00	0.00	0.00	1,174,408.65	0.00	14,700.44	0.00	0.00	14,700.44	0.00	0.00	0.00	0.00	14,700.44	1,189,109.09	0.00	0.00	0.00	0.00	1,092,589.73	81,818.92	0.00	0.00	0.00	1,174,408.65	0.00	14,700.44		
Non-Cash Adjustment Authority (NCAA)	0.00	0.00	0.00	0.00	0.00	0.00	0.00	0.00	0.00	0.00	0.00	0.00	0.00	0.00	0.00	0.00	0.00	0.00	0.00	0.00	0.00	0.00	0.00	0.00	0.00	0.00	0.00	0.00	0.00		
Disbursements effected through outright deductions from claims (repass checks, 1-2)	0.00	0.00	0.00	0.00	0.00	0.00	0.00	0.00	0.00	0.00	0.00	0.00	0.00	0.00	0.00	0.00	0.00	0.00	0.00	0.00	0.00	0.00	0.00	0.00	0.00	0.00	0.00	0.00	0.00		
Overpayment of expenses (e.g. personnel benefits)	0.00	0.00	0.00	0.00	0.00	0.00	0.00	0.00	0.00	0.00	0.00	0.00	0.00	0.00	0.00	0.00	0.00	0.00	0.00	0.00	0.00	0.00	0.00	0.00	0.00	0.00	0.00	0.00	0.00		
Restitution for loss of government property	0.00	0.00	0.00	0.00	0.00	0.00	0.00	0.00	0.00	0.00	0.00	0.00	0.00	0.00	0.00	0.00	0.00	0.00	0.00	0.00	0.00	0.00	0.00	0.00	0.00	0.00	0.00	0.00	0.00		
Liquidated damages and similar claims	0.00	0.00	0.00	0.00	0.00	0.00	0.00	0.00	0.00	0.00	0.00	0.00	0.00	0.00	0.00	0.00	0.00	0.00	0.00	0.00	0.00	0.00	0.00	0.00	0.00	0.00	0.00	0.00	0.00		
Others (e.g. TEF, BTR, Dock Stamp, etc.)	0.00	0.00	0.00	0.00	0.00	0.00	0.00	0.00	0.00	0.00	0.00	0.00	0.00	0.00	0.00	0.00	0.00	0.00	0.00	0.00	0.00	0.00	0.00	0.00	0.00	0.00	0.00	0.00	0.00		
TOTAL NON-CASH DISBURSEMENTS	1,092,589.73	81,818.92	0.00	0.00	0.00	1,174,408.65	0.00	14,700.44	0.00	0.00	14,700.44	0.00	0.00	0.00	0.00	14,700.44	1,189,109.09	0.00	0.00	0.00	0.00	1,092,589.73	81,818.92	0.00	0.00	0.00	1,174,408.65	0.00	14,700.44		
GRAND TOTAL	19,327,611.76	6,186,444.27	0.00	0.00	0.00	25,514,126.03	3,791.97	416,513.68	0.00	0.00	420,105.65	0.00	0.00	0.00	0.00	420,105.65	25,934,231.68	0.00	0.00	0.00	0.00	19,327,611.76	6,186,444.27	0.00	0.00	0.00	25,514,126.03	3,791.97	416,513.68		

SUMMARY

Particulars	Previous Report (1)	This Month (2)	As at Date (3)
Total Disbursement Authorities Received	21,804,844.07	21,611,127.09	43,215,951.16
NCA	20,445,000.00	20,445,000.00	40,890,000.00
NTA	0.00	0.00	0.00
Working Fund	0.00	0.00	0.00
TRA	1,159,844.07	1,166,127.09	2,325,951.16
CDC	0.00	0.00	0.00
NCAA	0.00	0.00	0.00
Less: Notice of Transfer of Allocations (NTA) issued	0.00	0.00	0.00
Total Disbursement Authorities Available	21,804,844.07	21,611,127.09	43,215,951.16
Less:	0.00	0.00	0.00
Lapsed NCA	0.00	0.00	0.00
Disbursements	20,807,749.87	20,745,122.59	41,352,872.46
Less: Other Non-Cash Disbursements	0.00	0.00	0.00
Disbursements effected through outright deductions from claims	0.00	0.00	0.00
Overpayment of expenses (e.g. personnel benefits)	0.00	0.00	0.00
Restitution for loss of government property	0.00	0.00	0.00
Liquidated damages and similar claims	0.00	0.00	0.00
Others (e.g. TEF, BTR, Dock Stamp, etc.)	0.00	0.00	0.00
Add/Less: Adjustments (e.g. canceled/stated checks)	0.00	0.00	0.00
Balance of Disbursement Authorities as at date	997,094.20	865,964.50	1,863,078.70
Total Disbursements Program	20,445,000.00	20,445,000.00	40,890,000.00
Less: Actual Disbursements	20,807,749.87	20,745,122.59	41,352,872.46
(Over)/Under spending	(162,749.87)	(300,122.59)	(462,872.46)

Notes: * The use of NTA is discouraged.
Notes: ** Amounts should tally with the grand total disbursement (column 27).

Certified Correct:

ERWIN C. VILLAVERDE, CPA, DBA
CAO/Head Accounting Office
Date: 04-27-2023

Recommending Approval:

FREDERICO T. LILLA, D.T.
Vice-President for Admin and Finance
Date: 04-27-2023

Approved By:

DORACIE B. ZOLETA-NANTES, Ph.D.
University President
Date: 04-27-2023

MONTHLY REPORT OF DISBURSEMENTS
For the month of March 2023

Department : State Universities and Colleges (SUCS)
Agency/Unit : Southern Luzon State University
Operating Unit : * not applicable *
Organization code (SUACS) : 08 041 000000

Fund Cluster : 01 Regular Agency Fund

Remarks

Table with multiple columns for fund clusters (1-7), departmental codes (MOOE, P8, CO, FINEX), and a grand total row. Includes sub-headers for Current Year Budget, Prior Year's Budget, and Prior Year's Accounts Payable.

SUMMARY

SUMMARY table showing (1) Particulars, (2) Previous Report, and (3) This Month. Includes rows for Total Disbursement Authorized Received, Total Disbursement Authorized Available, and Total Cash Disbursements.

Reviewed: ERYAN D. DELA CRUZ, CPA, DBA
CAO/Head Accounting Office
Date: 04-24-2023
Certified Correct

Recommending Approval:
FREDERICK W. HILL, D.T.
Vice-President for Admin and Finance
Date: 04-27-2023

Approved By:
DOMINGO B. ZOLA-MUNTES, Ph.D.
University President
Date: 04-27-2023