

STATEMENT OF APPROVED BUDGET, UTILIZATIONS, DISBURSEMENTS AND BALANCES
(For Off-Budgetary Funds)
As at the Quarter Ending December 31, 2023


Department : State Universities and Colleges (SUCs)
 Agency/Entity : Southern Luzon State University
 Operating Unit : < not applicable >
 Organization Code (UACS) : 08 041 0000000
 Fund Cluster : 08 - Internally Generated Funds
 (e.g. UACS Fund Cluster: 05-Internally Generated Funds and 08-Business Related Funds)


Particulars	UACS CODE	Approved Budget		Utilizations						Disbursements					Balances		
		Approved Budgeted Revenue	Adjustments (Reductions, Modifications/ Augmentations)	Adjusted Budgeted Revenue	1st Quarter Ending March 31	2nd Quarter Ending June 30	3rd Quarter Ending September 30	4th Quarter Ending December 31	Total	1st Quarter Ending March 31	2nd Quarter Ending June 30	3rd Quarter Ending September 30	4th Quarter Ending December 31	Total	Utilized Budget	Unpaid Obligations (10-18) + (17+18)	
		3	4	5=(3+4)	6	7	8	9	10=(6+7+8+9)	11	12	13	14	15=(11+12+13+14)	16=(5-15)	17	18
General Administration and Support	10000000000000	67,682,984.00	0.00	67,682,984.00	5,781,264.34	6,537,551.87	7,702,144.89	14,983,527.91	37,074,488.11	2,030,811.28	4,289,430.48	5,445,150.45	6,449,833.84	20,215,046.04	30,588,474.89	0.00	16,839,443.07
General Management and Supervision	100000100001000	67,682,984.00	0.00	67,682,984.00	5,781,264.34	6,537,551.87	7,702,144.89	14,983,527.91	37,074,488.11	2,030,811.28	4,289,430.48	5,445,150.45	6,449,833.84	20,215,046.04	30,588,474.89	0.00	16,839,443.07
PS		350,000.00	0.00	350,000.00	228,500.00	0.00	0.00	0.00	228,500.00	0.00	0.00	0.00	0.00	0.00	123,500.00	0.00	228,500.00
MOOE		53,574,538.00	0.00	53,574,538.00	5,074,784.34	7,465,033.24	6,509,439.69	14,059,354.92	33,106,572.39	2,030,811.28	4,136,113.46	5,041,235.45	7,108,948.04	16,375,109.04	28,465,969.61	0.00	14,733,453.35
CO		13,738,425.00	0.00	13,738,425.00	480,000.00	1,072,518.73	1,282,705.00	924,192.90	3,739,416.72	0.00	153,317.00	403,915.00	1,282,705.00	1,838,937.00	8,986,008.28	0.00	1,099,479.72
Sub-Total, General Administration and Support		67,682,984.00	0.00	67,682,984.00	5,781,264.34	6,537,551.87	7,702,144.89	14,983,527.91	37,074,488.11	2,030,811.28	4,289,430.48	5,445,150.45	6,449,833.84	20,215,046.04	30,588,474.89	0.00	16,839,443.07
PS		350,000.00	0.00	350,000.00	228,500.00	0.00	0.00	0.00	228,500.00	0.00	0.00	0.00	0.00	0.00	123,500.00	0.00	228,500.00
MOOE		53,574,538.00	0.00	53,574,538.00	5,074,784.34	7,465,033.24	6,509,439.69	14,059,354.92	33,106,572.39	2,030,811.28	4,136,113.46	5,041,235.45	7,108,948.04	16,375,109.04	28,465,969.61	0.00	14,733,453.35
FinEx (If Applicable)		0.00	0.00	0.00	0.00	0.00	0.00	0.00	0.00	0.00	0.00	0.00	0.00	0.00	0.00	0.00	0.00
CO		13,738,425.00	0.00	13,738,425.00	480,000.00	1,072,518.73	1,282,705.00	924,192.90	3,739,416.72	0.00	153,317.00	403,915.00	1,282,705.00	1,838,937.00	8,986,008.28	0.00	1,099,479.72
Support to Operations	200000000000000	8,305,800.00	0.00	8,305,800.00	220,895.12	617,978.83	834,821.80	436,744.80	2,210,540.35	82,645.12	458,583.75	351,485.85	631,618.00	1,525,313.72	6,089,259.68	0.00	855,228.63
Auxiliary Services	200000100001000	8,305,800.00	0.00	8,305,800.00	220,895.12	617,978.83	834,821.80	436,744.80	2,210,540.35	82,645.12	458,583.75	351,485.85	631,618.00	1,525,313.72	6,089,259.68	0.00	855,228.63
PS		0.00	0.00	0.00	0.00	0.00	0.00	0.00	0.00	0.00	0.00	0.00	0.00	0.00	0.00	0.00	0.00
MOOE		6,605,880.00	0.00	6,605,880.00	220,895.12	617,978.83	834,821.80	436,744.80	2,145,115.35	82,645.12	458,583.75	351,485.85	631,618.00	1,439,088.72	4,450,634.55	0.00	855,228.63
CO		1,700,000.00	0.00	1,700,000.00	0.00	65,425.00	0.00	65,425.00	65,425.00	0.00	0.00	0.00	65,425.00	65,425.00	1,834,679.00	0.00	0.00
Sub-Total, Support to Operations		8,305,800.00	0.00	8,305,800.00	220,895.12	617,978.83	834,821.80	436,744.80	2,210,540.35	82,645.12	458,583.75	351,485.85	631,618.00	1,525,313.72	6,089,259.68	0.00	855,228.63
PS		0.00	0.00	0.00	0.00	0.00	0.00	0.00	0.00	0.00	0.00	0.00	0.00	0.00	0.00	0.00	0.00
MOOE		6,605,880.00	0.00	6,605,880.00	220,895.12	617,978.83	834,821.80	436,744.80	2,145,115.35	82,645.12	458,583.75	351,485.85	631,618.00	1,439,088.72	4,450,634.55	0.00	855,228.63
FinEx (If Applicable)		0.00	0.00	0.00	0.00	0.00	0.00	0.00	0.00	0.00	0.00	0.00	0.00	0.00	0.00	0.00	0.00
CO		1,700,000.00	0.00	1,700,000.00	0.00	65,425.00	0.00	65,425.00	65,425.00	0.00	0.00	0.00	65,425.00	65,425.00	1,834,679.00	0.00	0.00
Operations	320000000000000	358,328,325.00	0.00	358,328,325.00	29,875,482.82	41,451,338.24	48,788,583.80	64,046,818.01	182,181,312.07	27,178,303.53	45,743,543.28	34,826,878.80	56,721,514.34	186,478,342.83	178,158,912.93	0.00	15,892,963.14
CO - Renewal and quality tertiary education ensured to achieve inclusive growth and access of poor but deserving students to quality tertiary education increased	310000000000000	311,306,205.00	0.00	311,306,205.00	28,449,320.02	38,791,821.31	44,232,062.73	60,025,026.72	171,498,090.78	28,069,198.58	44,498,405.12	34,383,879.40	57,278,879.13	182,186,182.21	139,808,174.22	0.00	9,299,868.57
HIGHER EDUCATION PROGRAM	310100000000000	311,306,205.00	0.00	311,306,205.00	28,449,320.02	38,791,821.31	44,232,062.73	60,025,026.72	171,498,090.78	28,069,198.58	44,498,405.12	34,383,879.40	57,278,879.13	182,186,182.21	139,808,174.22	0.00	9,299,868.57
Provision of Higher Education Services	310100100002000	311,306,205.00	0.00	311,306,205.00	28,449,320.02	38,791,821.31	44,232,062.73	60,025,026.72	171,498,090.78	28,069,198.58	44,498,405.12	34,383,879.40	57,278,879.13	182,186,182.21	139,808,174.22	0.00	9,299,868.57
PS		32,478,824.00	0.00	32,478,824.00	6,057,153.07	2,501,944.58	7,028,844.58	3,186,358.98	18,784,297.99	5,503,918.05	3,090,640.52	7,077,721.99	872,313.99	16,544,803.54	13,892,626.01	0.00	2,230,694.45
MOOE		220,926,969.00	0.00	220,926,969.00	18,960,889.40	34,020,907.18	24,379,913.09	45,753,000.43	122,813,210.13	18,148,082.74	35,905,759.44	23,438,228.01	45,444,800.42	122,838,870.61	98,115,758.87	0.00	(12,580,481)
CO		57,900,412.00	0.00	57,900,412.00	3,731,477.55	2,289,888.75	12,823,305.06	11,078,870.30	28,900,522.86	2,408,187.77	5,501,996.18	3,848,929.40	10,859,564.73	22,717,688.06	27,889,886.34	0.00	7,182,834.80
CO - High school students provided to promote economic productivity and innovation	320000000000000	33,306,760.00	0.00	33,306,760.00	1,280,354.47	2,423,167.38	2,167,388.05	3,227,985.58	9,088,825.48	1,027,840.05	1,018,207.95	357,973.40	1,027,993.40	3,432,014.81	24,209,834.52	0.00	5,688,010.37


This report was generated using the Unified Reporting System on January 30, 2024 6:55 PM. Status: SUBMITTED


Department : State Universities and Colleges (SUCs)
 Agency/Entity : Southern Luzon State University
 Operating Unit : < not applicable >
 Organization Code (UACS) : 08 041 0000000
 Fund Cluster : 05 - Internally Generated Funds
 (e.g. UACS Fund Cluster: 05-Internally Generated Funds and 06-Business Related Funds)

Particulars	UACS CODE	Approved Budget			Utilizations					Disbursements					Balances		
		Approved Budgeted Revenue	Adjustments (Reductions, Modifications/ Augmentations)	Adjusted Budgeted Revenue	1st Quarter Ending March 31	2nd Quarter Ending June 30	3rd Quarter Ending September 30	4th Quarter Ending December 31	Total	1st Quarter Ending March 31	2nd Quarter Ending June 30	3rd Quarter Ending September 30	4th Quarter Ending December 31	Total	Unutilized Budget	Unpaid Obligations (10-15)=(17+18)	
																5=(3+(-)4)	10=(5+7+8+9)
1	2	3	4	5	6	7	8	9	10	11	12	13	14	15	16	17	18
ADVANCED EDUCATION PROGRAM	3201000000000000	5,136,000.00	0.00	5,136,000.00	0.00	17,715.58	128,430.24	62,262.37	208,408.19	0.00	0.00	0.00	0.00	0.00	4,927,591.81	0.00	208,408.19
Provision of Advanced Education Services	320100100001000	5,136,000.00	0.00	5,136,000.00	0.00	17,715.58	128,430.24	62,262.37	208,408.19	0.00	0.00	0.00	0.00	0.00	4,927,591.81	0.00	208,408.19
PS		0.00	0.00	0.00	0.00	0.00	0.00	0.00	0.00	0.00	0.00	0.00	0.00	0.00	0.00	0.00	0.00
MOOE		3,362,400.00	0.00	3,362,400.00	0.00	17,715.58	128,430.24	62,262.37	208,408.19	0.00	0.00	0.00	0.00	0.00	3,153,991.81	0.00	208,408.19
CO		1,773,600.00	0.00	1,773,600.00	0.00	0.00	0.00	0.00	0.00	0.00	0.00	0.00	0.00	0.00	1,773,600.00	0.00	0.00
RESEARCH PROGRAM	3202000000000000	28,172,760.00	0.00	28,172,760.00	1,280,354.47	2,405,471.80	2,038,957.81	3,165,733.21	8,890,517.29	1,027,840.08	1,018,207.95	357,973.40	1,027,993.48	3,432,014.91	19,282,242.71	0.00	5,458,502.38
Conduct of Research Services	320200100001000	28,172,760.00	0.00	28,172,760.00	1,280,354.47	2,405,471.80	2,038,957.81	3,165,733.21	8,890,517.29	1,027,840.08	1,018,207.95	357,973.40	1,027,993.48	3,432,014.91	19,282,242.71	0.00	5,458,502.38
PS		183,200.00	0.00	183,200.00	0.00	5,000.00	0.00	43,000.00	48,000.00	0.00	5,000.00	0.00	0.00	5,000.00	135,200.00	0.00	43,000.00
MOOE		26,977,060.00	0.00	26,977,060.00	1,280,354.47	2,050,471.80	1,587,957.81	3,122,733.21	8,011,517.29	1,027,840.08	683,207.95	357,973.40	1,027,993.48	3,077,014.91	18,965,542.71	0.00	4,934,502.38
CO		1,012,500.00	0.00	1,012,500.00	0.00	350,000.00	461,000.00	0.00	831,000.00	0.00	350,000.00	0.00	0.00	350,000.00	181,500.00	0.00	461,000.00
OO : Community engagement increased	3300000000000000	13,711,360.00	0.00	13,711,360.00	146,787.53	236,529.55	387,243.02	793,795.71	1,564,355.81	89,264.89	236,932.19	104,827.00	417,141.73	848,165.81	12,147,004.19	0.00	716,190.00
TECHNICAL ADVISORY EXTENSION PROGRAM	3301000000000000	13,711,360.00	0.00	13,711,360.00	146,787.53	236,529.55	387,243.02	793,795.71	1,564,355.81	89,264.89	236,932.19	104,827.00	417,141.73	848,165.81	12,147,004.19	0.00	716,190.00
Provision of Extension Services	330100100001000	13,711,360.00	0.00	13,711,360.00	146,787.53	236,529.55	387,243.02	793,795.71	1,564,355.81	89,264.89	236,932.19	104,827.00	417,141.73	848,165.81	12,147,004.19	0.00	716,190.00
PS		0.00	0.00	0.00	0.00	0.00	0.00	0.00	0.00	0.00	0.00	0.00	0.00	0.00	0.00	0.00	0.00
MOOE		13,580,130.00	0.00	13,580,130.00	146,787.53	236,529.55	270,388.02	793,795.71	1,447,480.81	89,264.89	236,932.19	104,827.00	300,296.73	731,290.81	12,132,849.19	0.00	716,190.00
CO		131,230.00	0.00	131,230.00	0.00	0.00	116,875.00	0.00	116,875.00	0.00	0.00	0.00	116,875.00	116,875.00	14,355.00	0.00	0.00
Sub-Total, Operations		358,326,325.00	0.00	358,326,325.00	29,878,482.02	41,451,339.24	46,788,693.80	84,048,818.01	182,161,312.07	27,176,303.53	45,753,545.28	34,826,679.80	58,721,814.34	166,478,342.93	175,165,012.93	0.00	15,682,969.14
PS		32,660,024.00	0.00	32,660,024.00	6,057,153.07	2,506,944.38	7,028,844.58	3,238,355.96	18,832,287.99	5,503,918.05	3,095,649.52	7,077,721.99	872,313.88	16,549,603.54	13,827,728.01	0.00	2,282,694.45
MOOE		264,848,559.00	0.00	264,848,559.00	20,087,831.40	38,325,324.11	26,335,669.16	49,731,781.75	132,480,616.42	19,263,187.71	36,805,899.58	23,902,028.41	46,773,060.63	126,744,176.33	132,307,942.58	0.00	5,736,440.09
FinEx (if Applicable)		0.00	0.00	0.00	0.00	0.00	0.00	0.00	0.00	0.00	0.00	0.00	0.00	0.00	0.00	0.00	0.00
CO		60,817,742.00	0.00	60,817,742.00	3,731,477.55	2,619,069.75	13,421,180.06	11,076,670.30	30,848,397.68	2,409,197.77	5,851,996.16	3,846,929.40	11,076,439.73	23,184,563.06	29,869,344.34	0.00	7,683,834.60
GRAND TOTAL		434,295,089.00	0.00	434,295,089.00	35,859,621.48	50,606,869.04	55,513,760.29	79,467,090.72	221,446,341.53	29,293,759.94	50,502,559.47	40,623,296.10	67,803,087.18	188,218,702.69	212,848,747.47	0.00	33,227,638.84
PS		33,010,024.00	0.00	33,010,024.00	6,293,653.07	2,506,944.38	7,028,844.58	3,238,355.96	19,058,797.99	5,503,918.05	3,095,649.52	7,077,721.99	872,313.88	16,549,603.54	13,951,228.01	0.00	2,509,194.45
MOOE		325,028,898.00	0.00	325,028,898.00	25,383,490.86	44,408,336.18	33,714,605.65	64,227,871.47	167,734,304.16	21,376,844.12	41,401,596.79	29,294,729.71	54,506,203.47	146,579,174.09	157,294,593.84	0.00	21,155,130.07
FinEx (if Applicable)		0.00	0.00	0.00	0.00	0.00	0.00	0.00	0.00	0.00	0.00	0.00	0.00	0.00	0.00	0.00	0.00
CO		76,256,167.00	0.00	76,256,167.00	4,191,477.55	3,691,589.48	14,769,310.06	12,000,883.29	34,653,239.38	2,409,197.77	6,005,313.16	4,250,844.40	12,424,589.73	25,089,925.06	41,602,927.62	0.00	9,563,314.32

Certified Correct:

 MARIA CRISTINE D. ABSULOG
 Budget Officer
 Date: January 30, 2024 05:13 PM

Certified Correct:

 ERWIN VILLAVARDE, CPA, DBA
 CAQ/Head, Accounting Office
 Date: January 30, 2024 05:13 PM

Recommending Approval By:

 FREDERICK T. VILLA, D.T.
 Vice-President, Admin and Financial Affairs
 Date: January 30, 2024 06:46 PM

Approved By:

 DR. NILO H. DATOR
 CUC University President
 Date: January 30, 2024 06:50 PM