




**QUARTERLY REPORT OF REVENUE AND OTHER RECEIPTS**  
As at the Quarter Ending December 31, 2023

Department : State Universities and Colleges (SUCs)  
 Agency/Entity : Southern Luzon State University  
 Operating Unit : < not applicable >  
 Organization Code (UACS) : 08 041 0000000  
 Fund Cluster : 05 - Internally Generated Funds

Classification/Sources of Revenue and Other Receipts	UACS CODE	REVENUE TARGET (Annual) per BESF	Actual Revenue and Other Receipts Collections					Cumulative Remittance/Deposits to Date			Variance		Remarks
			1st Quarter Ending March 31	2nd Quarter Ending June 30	3rd Quarter Ending September 30	4th Quarter Ending December 31	Total	Remittance to BTr	Deposited with AGDB	Total	Amount	%	
1	2	3	4	5	6	7	8=(4+5+6+7)	9	10	11=(9+10)	12=(8-3)	13=(12/3)	14
<b>Internally Generated Funds</b>		<b>0.00</b>	<b>46,081,973.14</b>	<b>6,390,206.90</b>	<b>16,307,976.98</b>	<b>90,983,703.04</b>	<b>159,763,860.06</b>	<b>0.00</b>	<b>0.00</b>	<b>0.00</b>	<b>159,763,860.06</b>	<b>0 %</b>	
Revenue Collections		0.00	46,081,973.14	6,390,206.90	16,307,976.98	90,983,703.04	159,763,860.06	0.00	0.00	0.00	159,763,860.06	0 %	
Cash Revenue		0.00	46,081,973.14	6,390,206.90	16,307,976.98	90,983,703.04	159,763,860.06	0.00	0.00	0.00	159,763,860.06	0 %	
Non-Tax		0.00	46,081,973.14	6,390,206.90	16,307,976.98	90,983,703.04	159,763,860.06	0.00	0.00	0.00	159,763,860.06	0 %	
Tuition Fees	4020201001	0.00	39,206,135.00	13,005.00	7,810.00	61,930,970.00	101,157,920.00	0.00	0.00	0.00	101,157,920.00	0 %	
Income Collected from Students	4020201002	0.00	295,055.00	16,165.00	4,625,220.00	21,170,600.00	26,107,240.00	0.00	0.00	0.00	26,107,240.00	0 %	
Income from Other Sources	4020201003	0.00	971,934.38	1,912,840.69	5,216,819.58	1,119,255.12	9,219,899.77	0.00	0.00	0.00	9,219,899.77	0 %	
Affiliation Fees	4020202000	0.00	598,645.98	16,800.00	185,538.89	7,900.00	808,884.87	0.00	0.00	0.00	808,884.87	0 %	
Rent/Lease Income	4020205000	0.00	732,491.00	904,733.01	1,380,836.75	1,601,065.95	4,619,129.71	0.00	0.00	0.00	4,619,129.71	0 %	
Other Business Income	4020299099	0.00	3,387,861.78	2,594,951.13	4,542,748.78	2,400,965.00	12,926,326.67	0.00	0.00	0.00	12,926,326.67	0 %	
Assistance from Local Government Units	4030103000	0.00	875,000.00	700,000.00	350,000.00	2,600,000.00	4,525,000.00	0.00	0.00	0.00	4,525,000.00	0 %	
Miscellaneous Income	4060999000	0.00	15,000.00	231,712.07	0.00	152,748.97	399,459.04	0.00	0.00	0.00	399,459.04	0 %	
<b>GRAND TOTAL</b>		<b>0.00</b>	<b>46,081,973.14</b>	<b>6,390,206.90</b>	<b>16,307,976.98</b>	<b>90,983,703.04</b>	<b>159,763,860.06</b>	<b>0.00</b>	<b>0.00</b>	<b>0.00</b>	<b>159,763,860.06</b>	<b>0 %</b>	

Certified Correct  
  
**ERWIN D. VILLAVERDE, CPA, DBA**  
 CAO/ Head, Accounting Office  
 Date: January 30, 2024 06:37 PM

Recommending Approval By:  
  
**FREDERICK T. VILLA, D.T**  
 Vice-President, Admin and Financial Affairs  
 Date: January 30, 2024 06:45 PM

Approved By:  
  
**DR. NILO H. DATOR**  
 SUC-University President  
 Date: January 30, 2024 06:50 PM